

Specialized Factory for Steel Products
SIGMA Factory for Steel Products



UNDERFLOOR TRUNKING CATALOGUE




www.ikkgroup.com


INDEX

Underfloor Trinking Catalogue

| | |
|--------------------------------|----|
| - About SFSP | 4 |
| - Underfloor Trunking | 22 |
| - Flush Floor Trunking System | 26 |
| - Screed Floor Trunking System | 36 |
| - Raised Access Floor System | 46 |
| - Contact Us | 56 |



www.sfsp-ikk.com



**ABOUT
SFSP**



Specialized/Sigma Factory for Steel Products (SFSP) was first established in KSA in 1989 and has been expanding ever since through a variety of products and through its geographical presence.

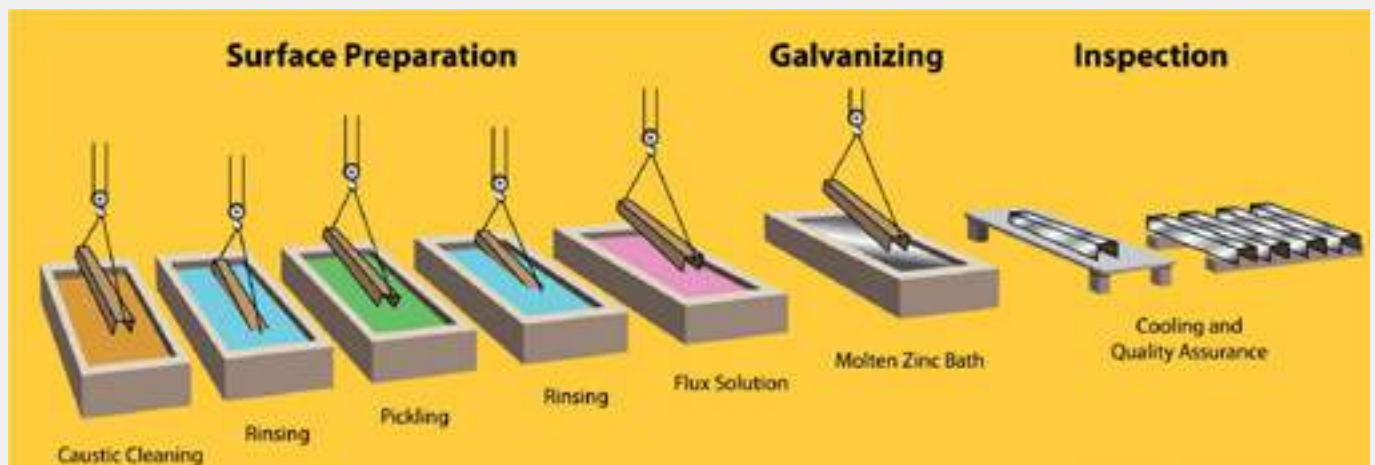
Production at the factory is observed using modern practices of manufacturing methods in the steel construction industry with a definite compliance to international standards of fabrication.

SFSP has manufacturing facilities in KSA, UAE, Egypt, and Lebanon. SFSP adapts quickly and easily to market demands and requirements. The factory is operating a top of the line production machinery, fully automated with highest technology to ensure quality and maintain speed with delicacy.

Quality at SFSP is uncompromised; the factories have been able to acquire ISO 9001: 2008 Quality Management System, ISO 14001:2004 Environmental Management certified factory, and OHSAS 18001:2007 Occupational, Health and Safety Management factory.

HOT-DIP GALVANIZATION

SFSP has an in-house state of the art Hot-Dip Galvanization facility, which permits a full control of the quality of its finished products, offering better services to our clients globally.





Specialized Factory for Steel Products Co. Ltd

www.sfsp-ikk.com

Specialized Factory for Steel Products Co., Ltd, which is part of Isam Khairi Kabbani Group of companies is a leading fabricator of steel construction products serving the kingdom of Saudi Arabia since 1989.

The factory operates under TQM ISO modules, using the latest modern technology in the steel fabrication and manufacturing industry in conformity with International standards for safety and in compliance with the environmental regulations in the Kingdom.

The factory has inaugurated its new manufacturing facilities which is located in the 3rd Industrial Area of Jeddah with a total built facilities of 37,000 squared meters.



The facilities include two manufacturing areas, a hot dip galvanization advanced section, warehousing areas and administrative building. The project is an advanced environmental low emissions factory built with a definite consideration of the safety of its workers and visitors.



SOCIAL RESPONSIBILITY

Being socially responsible is a part of who we are and how we do our business. We aim to provide useful products and services, to provide jobs and development opportunities for our communities, and to gain satisfaction through meaningful work.

We make a difference by acting on the values and principles of our societies and we inspire others to do so. At SFSP, we anticipate and reduce threats caused by environmental changes or natural disasters, and we are well adapted to significant social changes.

We contribute to a more sustainable society by means of value and support to our consumers, supply chains, and stakeholders. We are keen to identify ways they can improve our impacts on the people and places we work and live in, and thereby become more valuable and valued members of society.

- Organizational governance: We promote accountability and transparency at all levels, thus, promoting responsibility
- Human care: We treat individuals with respect; and make efforts to help members of vulnerable groups
- Labor practices: We provide just, safe and favorable conditions to workers
- Environment: At SFSP, we identify and improve environmental impacts of our operations, including the resource use of natural resources and waste disposal.



- Fair operating practices: Practicing accountability and fairness in dealings with other businesses

At SFSP, we are committed to continuous improvement ongoing learning, process review and innovative thinking that foster new initiatives; and better practices. Our environmental programs evolve to meet today's changing needs while; protecting resources for future generations.

HEALTH AND SAFETY

The Factory Management regard the health and safety of the employees, clients and all others that may be affected by their operations to be of a major importance.

In support of this, the management promotes health and safety throughout the Factory's operations and endeavour to engender a positive attitude in all employees towards the prevention of accidents and maintenance of healthy working arrangements.

The Factory satisfies the requirements of the Health, Safety and related legislation by setting out the responsibilities of all levels of staff and the arrangements for carrying out those responsibilities and in particular do what is reasonably practicable to:

1. Maintains safe & healthy working conditions.

2. Ensures that all facilities and equipment are safe and properly maintained.
3. Provides products that can be applied and used safely and without risk to health.
4. Provides and maintain working procedures, that are safe and without risk to health, throughout the its operations in respect of:
 - The use, handling, storage, transports and disposal of materials and substances.
 - The use of factory equipment.
 - Potential emergency situations, including first aid, fire and escape of substances.
5. Ensure the competence of employees.

The factory is an OHSAS 18001:2007 Occupational, Health and Safety Management certified Factory.



ENVIRONMENTAL AWARENESS

SFSP is committed to the following:

- Compliance with all statutory and regulatory requirements related to its activities, products and services and the environmental aspects.
- Identifying quality and environmental objectives by review and audit of the processes both in-house and on-site.
- Formally setting objectives based on the results of the process reviews and their significance in relation to their impact on the environment and the continual improvement of the quality and environmental management system.
- Implementing management programs to achieve these objectives.
- Investing in a well-trained and motivated workforce.
- Working closely with suppliers and customers to ensure mutual understanding and benefits of the environmental aspects consideration.
- Reviewing our policy and objectives as part of the Management Review Process.
- Communicating this policy to all persons working for or on behalf of the organization.
- Preventing and minimizing Pollution to the environment.



SFSP operates under environmental management system certification BS EN ISO 14001:2004 and maintain it through registration and annual review.




SFSP facilities are equipped with the most technologically advanced machinery amongst are Laser Cut Machines, Robot Bending Sets, Welding Robot Sets, sophisticated Cable Management Production Lines, as well as Specialized Industrial Sections for its Hot Dip Galvanization facilities.



CNC MACHINES



WELDING
ROBOT
SETS



CNC
PUNCHING



FIBER LASER
CUT



ROBOTIC
BENDING
CELL



CERTIFICATE OF REGISTRATION

This is to certify that

Sigma Factory for Steel Products

P.O. Box 37991
Saif Suhaib - 3, 4 Round About
Dubai Industrial City
Dubai
United Arab Emirates

has been audited and found to meet the requirements of standard
ISO 14001:2015 Environmental Management System

Scope of certification

Trading and Manufacturing of all kinds of Steel related Construction
Materials

Certificate number: 2524

Issue number: 2018-01

Certificate start date: 22 September 2015

Certificate expiry date: 21 September 2018

Date of initial certification: 22 September 2015

Karen Prendergast
Sector Director - Certification
Exova BM TRADA

Exova (UK) Ltd, (T/A Exova BM TRADA), Chiltern House, Stocking Lane, High Wycombe, Buckinghamshire, HP14 4EB, UK
Registered Office: Exova (UK) Ltd, Lockwood Industrial Estate, Newbridge, Wiltshire SN23 8PL, United Kingdom. Reg No. 50076409.

This certificate remains the property of Exova (UK) Ltd. This certificate and all copies or reproductions of the certificate shall be returned to Exova (UK) Ltd or destroyed if requested. Further clarification regarding the scope of this certificate and verification of the certificate is available through Exova BM TRADA or at the above address or at www.exovabmtrada.com

The use of the UKAS accreditation mark indicates accreditation in respect of those activities covered by the accreditation certification 012



BMTRADA

CERTIFICATE OF REGISTRATION

This is to certify that

Sigma Factory for Steel Products
P.O. Box 37991
Dubai Industrial City
Dubai
United Arab Emirates

has been audited and found to meet the requirements of standard
OHSAS 18001:2007 Health & Safety Management System

Scope of certification

Trading and Manufacturing of All Kinds of Steel and Construction
Materials

Signed on behalf of Tom Johnston
General Manager
Central Certification Services

Certificate number: 1006

Issue number: 2015-01

Certificate start date: 22 September 2015

Certificate expiry date: 21 September 2018

Date of initial certification: 22 September 2015

BM TRADA Certification Ltd, Chiltern House, Shilling Lane, High Wycombe, Buckinghamshire, HP14 4BE, UK is part of the Bureau Group, registered address: 4 Cornhill Way, Cusumery Park, Ecton, MK45 1AE

This certificate remains the property of BM TRADA Certification Ltd. This certificate and all copies or reproductions of the certificate shall be returned to BM TRADA Certification Ltd or destroyed if requested. Further clarification regarding the scope of this certificate and verification of the certificate is available through BM TRADA at the above address or at www.bmtrada.com

The use of the UKAS accreditation mark indicates accreditation in respect of those activities covered by the accreditation certificate (C)

Multiple clients - The scope of certification shown above includes the participating sites shown in appendix A



CERTIFICATE OF REGISTRATION

This is to certify that

Sigma Factory for Steel Products

P.O. Box 37991

Saif Suhaib - 3, 4 Round About

Dubai Industrial City

Dubai

United Arab Emirates

has been audited and found to meet the requirements of standard
ISO 9001:2015 Quality Management System

Scope of certification

Trading and Manufacturing of all kinds of Steel Related Construction
Materials

Certificate number: 5965

Issue number: 2018-02

Certificate start date: 23 February 2018

Certificate expiry date: 22 February 2021

Date of initial certification: 23 February 2015

Karen Prendergast
Sector Director - Certification
Exova BM TRADA

Exova (UK) Ltd, (T/A Exova BM TRADA), Chisem House, Stocking Lane, High Wycombe, Buckinghamshire, HP14 4RD, UK
Registered Office: Exova (UK) Ltd, Lechford Industrial Estate, Newbridge, Midlothian EH28 9PL United Kingdom. Reg No. SC070429.

This certificate remains the property of Exova (UK) Ltd. This certificate and all copies or reproductions of the certificate shall be returned to Exova (UK) Ltd or destroyed if requested. Further clarification regarding the scope of this certificate and verification of the certificate is available through Exova BM TRADA or at the above address or at www.exovabmtrada.com

The use of the UKAS accreditation mark indicates accreditation in respect of those activities covered by the accreditation certification 012



CERTIFICATE

Issued to:
Applicant:
Isam Kabbani Trading Est. (Unitech)
Rashidiya
Dubai, United Arab Emirates

Manufacturer/Licensee:
Sigma Factory for Steel Products (SFSP)
Saif Shuaib 3, 4R/A, Dubai Industrial City,
Dubai, United Arab Emirates

Product : Cable management system
Trade name : SFSP
Types : IE-CT-X-10, IE-CT-X-12, IE-CT-X-15, IE-CT-X-20

The product and any acceptable variation thereto is specified in the Annex to this certificate and the documents therein referred to.

DEKRA hereby declares that the above-mentioned product has been certified on the basis of

- a type test according to the standard BS EN 61537:2007 based on IEC 61537:2006
- an inspection of the production location according to CENELEC Operational Document CIG 021
- a certification agreement with the number 2156954

DEKRA hereby grants the right to use the KEMA-KEUR BS certification mark.

The KEMA-KEUR BS certification mark may be applied to the product as specified in this certificate for the duration of the KEMA-KEUR BS certification agreement and under the conditions of the KEMA-KEUR BS certification agreement.

This certificate is issued on: 3 February, 2014 and expires upon withdrawal of one of the above mentioned standards.

Certificate number: 2156954.02

DEKRA Certification B.V.

drs. G.J. Zoelbrood
Managing Director

H.R.M. Barends
Certification Manager

© Integral publication of this certificate is allowed

ACCREDITED BY THE
DUTCH ACCREDITATION
COUNCIL



BS

DEKRA Certification B.V. Meander 1051, 6825 MJ Arnhem P.O. Box 5185, 6802 ED Arnhem The Netherlands
T +31 88 96 83000 F +31 88 96 83100 www.dekra-certification.com Registered Arnhem 09085395

CERTIFICATE OF COMPLIANCE

Certificate Number 20160816-E483358
Report Reference E483358-20160816
Issue Date 2016-AUGUST-16

Issued to: Sigma Factory for Steel Products
Saih Shuaib 3, 4 R/A Dubai Industrial City
Opposite DEWA Substation
Dubai UNITED ARAB EMIRATES

This is to certify that representative samples of CABLE TRAYS
Steel Channel Cable Tray, Ventilated, Heavy Duty (HCT),
Very Heavy Duty (VCT) cable trays.

Have been investigated by UL in accordance with the
Standard(s) indicated on this Certificate.

Standard(s) for Safety: ANSI/NFPA 70, "National Electrical Code" (NEC)
Additional Information: See the ULC Online Certification Directory at www.ulc.ca
for additional information.

Only those products bearing the ULC Listing Mark should be considered as being covered by ULC's
Listing and Follow-Up Service.

The ULC Listing Mark generally includes the following elements: the symbol ULC in a circle, with
the word "LISTED", a control number (may be alphanumeric) assigned by ULC, and the product
category name (product identifier) as indicated in the appropriate ULC Directory.

To confirm the status, validate the above information via the online directory.

Look for the ULC Listing Mark on the product.

[Signature]
General Manager, Division of Sales, Canada
ULC International (Canada) Inc.

Any information and documentation involving ULC Mark symbols are provided on behalf of ULC (UL) or any authorized licensee of UL. For questions, please
contact a local UL Customer Service Representative at info@ul.com or www.ul.com.

Page 1 of 1

CERTIFICATE OF COMPLIANCE

Certificate Number 20170811-R38825
Report Reference R38825-20170811
Issue Date 2017-AUGUST-11

Issued to: Sigma Factory for Steel Products
Saih Shuaib 3, 4 R/A Dubai Industrial City
Opposite DEWA Substation
Dubai UNITED ARAB EMIRATES

This is to certify that representative samples of CHUTE-TYPE FIRE DOORS
Chute-type fire door and frame assembly of the insulated
type, rated up to and including 2 hr, 450°F Temperature
Rise Rating.

Have been investigated by UL in accordance with the
Standard(s) indicated on this Certificate.

Standard(s) for Safety: ANSI/UL 10B, Fire Tests of Door Assemblies
Additional Information: See the UL Online Certifications Directory at
www.ul.com/database for additional information.

Only those products bearing the UL Certification Mark should be considered as being covered by UL's
Certification and Follow-Up Service.

Look for the UL Certification Mark on the product.

[Signature]
Bruce Mahrenholz, Director North American Certification Program

UL LLC

Any information and documentation involving UL Mark symbols are provided on behalf of UL LLC (UL) or any authorized licensee of UL. For questions, please
contact a local UL Customer Service Representative at info@ul.com or www.ul.com.



Page 1 of 1

SFSP PRODUCTS

SFSP produces a variety of products ranging from cable management systems; cable trays, cable ladders, basket trays, trunkings and support systems, to mechanical cladding fixations, steel lintels and block work accessories, plasterers' beads, expanded metal and block work reinforcement, strut channel systems, pipe clamps & hangers, gypsum profiles as well as garbage and linen chutes. With the introduction of new machines and the enhancement of production methods, SFSP continues to develop its production methods systematically as well as thoroughly. Its design office in Stuttgart, Germany provides a comprehensive design and calculation case studies, enabling the factory to have the safety factors required for the usage of its products.

CABLE TRAYS & ACCESSORIES

Cable Trays are designed to meet most requirements of cable and electrical wire installations and comply to local and international standards of fabrications and finishes.



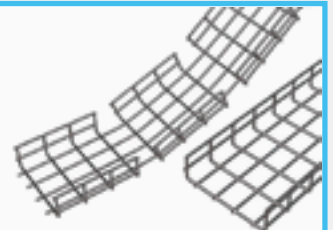
CABLE LADDERS (WELDED & SWAGED)

Cable Ladders of different side heights are available upon request.



BASKET TRAYS & ACCESSORIES

SFSP's Basket Tray systems make connections fast and simple with limited need for tools. Its design allows for continuous airflow, and prevents heating up of cables. SFSP's Basket Tray comes in a full range of sizes and is made with high-strength welded steel wires.




CABLE TRUNKINGS

Cable Trunkings and Accessories are offered in a comprehensive range. Mill galvanized, hot-dip galvanized, and powder coated are the various finishes produced in our factories.



UNDERFLOOR TRUNKING

Underfloor Trunking Systems solutions incorporate a range of products for the distribution of power and data services, it is a coordinated set of containments that protect, segregate, contain, and route cables within a given environment.



CABLE MANAGEMENT SUPPORT SYSTEMS

Cable Support Systems are well designed to provide necessary support for cable trays, cable ladders and trunkings. Cable supports are manufactured according to common standards from high quality raw materials.



C-CHANNEL STRUT SYSTEMS

SFSP's Metal Framing Systems provide an economical solution for electrical, mechanical and industrial supports with a wide variety of applications in the construction industry.

Applications: - Pipe and Conduit Supports - Tunnel Pipe Stanchions - Racks and Shelvings - Wall Framings.



EXPANDED METALS, PLASTERERS' BEADS

Expanded Metals help the formation of joints, protection of corners and resistance against cracks, chips and impact damage.

BLOCK LADDER REINFORCEMENT

SFSP ladder and truss types are used for the reinforcement of brick and block masonry to give improved tensile strength to walls subjected to lateral loading e.g. wind and seismic. SFSP block reinforcements reduces the risk of cracking either at stress concentration around opening.


STEEL LINTELS & BLOCK WORK ACCESSORIES

Steel Lintels provide a combination of strength and light weight, resulting in efficient load bearing performance and increased productivity on site. They are characterized by their ease of installation in addition to time as well as money saving.



PIPE CLAMPS & HANGERS

Pipe Clamps and Hangers from SFSP used in the support of pipes and equipments are manufactured according to the highest standards of fabrication. A diversified choice of Pipe Hangers, Pipe Clamps, EMT Straps, Omega Clamps, Beam Clamps, J and U-Bolts and Threaded Accessories.



MARBLE & GRANITE FIXINGS

Stangle Cladding Fixation includes design, calculation and production of several types of mechanical fixings and accessories used for cladding purposes. Stainless and galvanized steel are among the various materials used in the fabrication.



DRY WALL & CEILING PROFILES

SFSP provides a complete product range for dry wall and ceiling constructions. Studs, Runners, Furring Channels, Ceiling Channels and Wall Angles are among the range of products produced to service the dry wall installers.



GARBAGE & LINEN CHUTES

Chutes from SFSP are very convenient, simple and low cost method of controlling and disposing of refuse and linen. Chutes meet the most stringent requirements of environmental health and safety. Chutes are used as original equipment in new buildings, such as : Hotels, Hospitals, High Rises and Residential Towers.





SFSP Products are solely distributed by UNITECH for Building and Construction Materials

All Products Manufactured by SFSP are Solely Distributed by SFSP Sister Companies in the Following Countries

KSA

Isam Kabbani & Partners for Building and Construction Materials Co., Ltd.

شركة عصام قباني وشركاه لمواد الأنشاء والتعمير المحدودة

BAHRAIN

Isam Kabbani Trading Est.

مؤسسة عصام قباني التجارية

UAE

Issam Kabbani Trading Est.

مؤسسة عصام قباني للتجارة

KUWAIT

Hassan Kabbani for General Contracting Est.

مؤسسة حسان قباني للمقاولات العامة للمباني

OMAN

Isam Kabbani & Partners Trading Co.

شركة عصام قباني وشركاه للتجارة

EGYPT

UNITECH Egypt for Building Materials

شركة يونيتك مصر لمواد البناء

JORDAN

Jordan Build Co. for Building & Construction Materials

شركة بناء الأردن لمواد الإنشاء و التعمير و الكهرباء

LEBANON

UNITECH ME s.a.r.l

شركة يونيتك ميدل إيست ش.م.م

SFSP CUSTOMER SERVICE CALL CENTER

KSA

+966 13 8590097, Ext. 3214

UAE

+971 4 8181925, Ext. 4269



IKK

Group of Companies

The IKK Group is a major business institution, serving most of the Arab World in the industrial, construction and trading fields, as well as in specialized maintenance and services.

Today, the IKK Group of Companies is a pioneer in waterproofing, weatherproofing, building material supplies, UPVC and CPVC and high density polyethylene pipes and fittings and several other products for the construction industry.

The Group is also represented in the sanitary products, steel production, kitchen manufacturing, telecommunications, food, decoration, re-insurance and real estate business domain.

Composed of 60 companies, the IKK Group operates through almost 200 divisions, branches and outlets; it is spread over 12 countries, covering all major cities in the region and employing around 13,000 employees.

Our vision is to maintain and improve our leading position as a contractor whose reputation is built on the ability to completely satisfy customers by providing high quality services. As specialists in their respective fields, our teams of professionals are dedicated to a standard of excellence for quality and performance, through continuous development, which will set standards in our industry. We are simply providing solutions for a future of success.

Our mission is to provide our part of the Arab World with local and reliable services in a variety of sectors and products.

To create employment to thousands of personnel and in-house training for hundreds of young Arab graduates in crucial sectors to the benefit of the IKK Group, the graduates themselves and their own communities.

To set a good example of our basic business philosophy: "Hire well, train well, pay well and treat well."

UNITECH

ISAM KABBANI & PARTNERS FOR BUILDING & CONSTRUCTION MATERIALS

Isam Kabbani & Partners for buildings & construction materials co. Ltd (UNITECH) which is part of the IKK group of companies is recognized and acknowledged for the quality and reliability of its products and services as well as for the commitment, professionalism and experience of its employees.

Isam Kabbani & partners for buildings & construction materials co. Ltd (UNITECH) core values are to offer value products and services to its clients, to work closely with them in a lasting business partnership that provides an outstanding performance.

A partnership based on trust, harmony, and a hard to beat services and solutions.

Our Factories have acquired, in addition to ISO 9001:2008 Quality Management System, the ISO 14001:2004 Environmental Management System.

Our care for the environment has been translated via Isam Kabbani & partners for buildings & construction materials co. Ltd (UNITECH)'s membership in the US Green Building Council as a Golden Member.

Our Vision

A solid, well-organized, specialized building materials company with large geographic coverage, where well-trained and well-motivated personnel have the role of the prime moving force.

Our Mission

To achieve unrivalled excellence in each of Isam Kabbani & partners for buildings & construction materials co. Ltd (UNITECH)'s activities which are measured by:

- Quality of customer service.
- Quality and variety of products range.
- Best team environment.
- Enhancement of the company's image.
- Professionalism and consistency as the main yardstick for long-term success.

CABLE MANAGEMENT SYSTEMS

SFSP Cable Management Systems, fittings and accessories are manufactured in compliance with international standards. SFSP provides a wide range of products capable of providing the characteristics which respond to the proposed application, along with quality of assembly, speed of installation and cost-saving Cable Management Systems. Calculations are provided by our design office in Stuttgart, Germany.

SFSP Cable Management Systems are designed to meet most requirements of cable and electrical wire installations and comply to local and international standards of fabrication and finishing.

Cable Management Systems are economical wire and cable management systems designed to support and protect electrical wires and cables.


National Electric Code (NEC) permits Cable Trays in a wide variety of indoor and outdoor applications. The NEC also permits Cable Trays for use as equipment ground conductor.


Cable Management Systems can provide significant advantages in cable filling over other wiring methods. This can provide savings in the size or number of raceways required, thereby, reducing both material and labor costs. In many cases, NEC permits greater conductor ampacities in Cable Tray Systems than for other wiring methods.

Under certain conditions, the NEC allows "Free Air" rating of large, single conductor power cables (4/0 & larger) in ventilated Cable Management Systems. This can provide significant savings in conductor costs. Cable Management Systems permit much greater spacing between support hangers than most other systems, providing savings in support costs and installation labor.

Cable Management Systems` types fittings and accessories from SFSP are manufactured in compliance with :

- | | |
|-------------------------|---|
| - IEC 61537:2007 | International Electrotechnical Commission |
| - BS EN 61537:2007 | (Cable management, Cable tray systems and cable ladder systems) |
| - SASO IEC (61537:2006) | Saudi Standard |
| | (Cable management, Cable tray systems and cable ladder systems) |
| - NEMA VE 1 - 2009 | National Electrical Manufacturers Association. |
| | (Metal Cable Tray Systems) |
| - NEMA VE 2 - 2006 | National Electrical Manufacturers Association. |
| | (Metal Cable Tray Installation Guide Lines) |
| - NEC (ANSI / NFPA 70) | National Electric Code |
| | (Metal Cable Tray Guide Lines) |





www.sfsp-ikk.com



UNDERFLOOR TRUNKING

1- Flush Floor Trunking

2- Screed Floor Trunking

3- Raised Access Floor Trunking

SFSP, Underfloor Trunking Systems solutions incorporate a range of products for the distribution of power and data services, it is a coordinated set of containments that protect, segregate, contain, and route cables within a given environment.

A. Protection

Cables and wires running within containment need to be protected from vermin, tripping, and accidental breakage. This can be achieved using appropriate cable management solutions.

B. Segregation

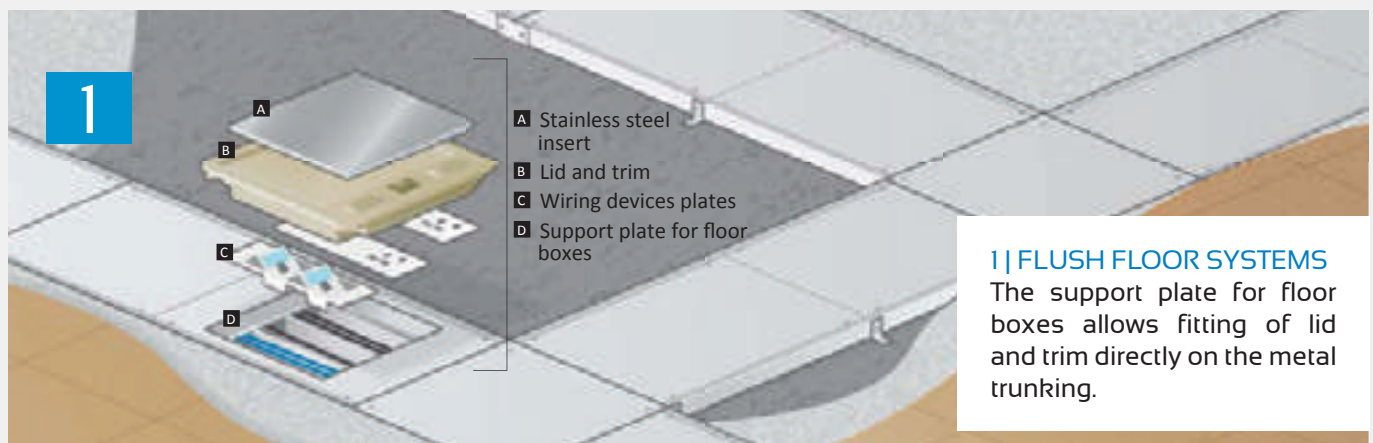
The cable containment provides the required segregation between services like power, data, telephone and any other ELV systems. Segregation is normally achieved using metal partitions to prevent interference.

C. Containment

Cluttered wires that are run loosely within an environment are an eyesore. This could be resolved by resorting to appropriate cable management schemes that contain the wires, and restore order in such environments.

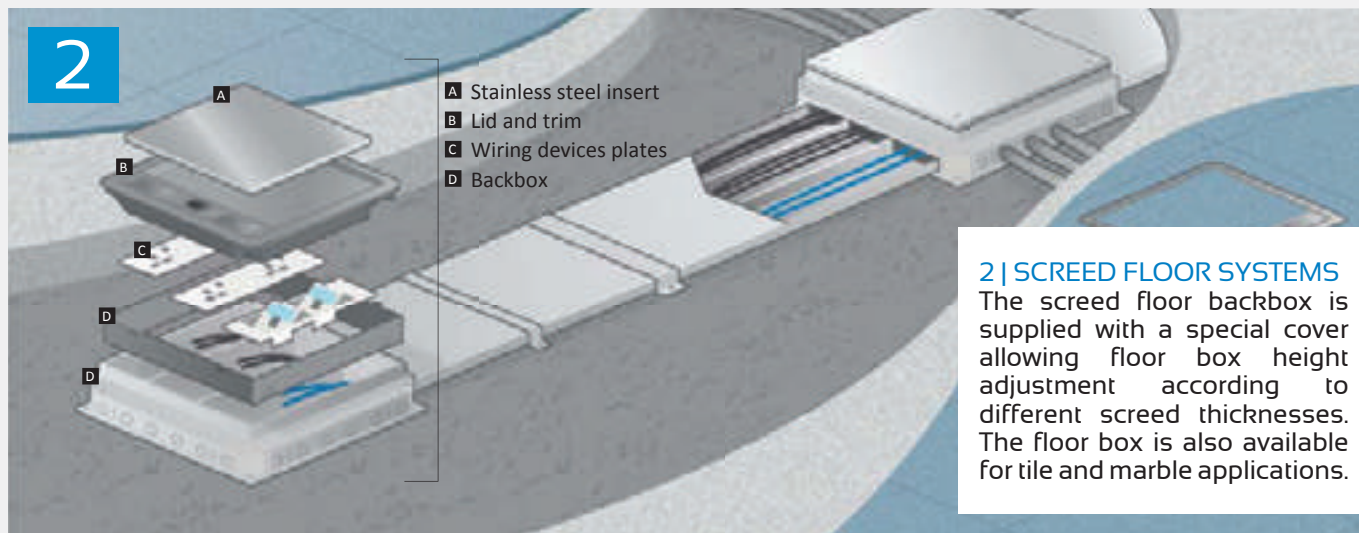
D. Routing

Cable Management enables wires to be routed into inaccessible areas by innovative solutions such as the use of false floors. Open plan offices are serviced using floor distribution systems.



SFSP Flush Floor Trunking Systems, are more popular than inscreed floor systems in areas where flexibility is desired, with an increased demand on cable capacity. Office environment demands the usage of an increasing number of data and telephone cables. The advent of structured cabling has resulted in greater space requirements and therefore more constraints from the installation perspective. Additionally, there has been a call for flexibility within newly built open office plans. This flexibility is offered by SFSP's Flush Floor Trunking Systems. Cables Containment for the Flush Floor System in comparison to raised floor trunking systems, the flexibility and cable capacity offered by a flush floor trunking system is lesser. Floor boxes within a flush floor system can be relocated along the run of the trunking, while raised floor boxes can be relocated anywhere on the floor area. Relative advantages of a flush floor trunking system over raised floor trunkings include accessibility and reduced overall system cost. **SFSP** Flush Floor Trunkings render flexibility to the end user in relocating floor boxes. The partitions are fully removable to accommodate service box modules.

The service box modules are fully reversible to enable repositioning of the floor boxes. The trap and frame of the **SFSP** service boxes can be positioned on all four sides, enabling easy access and cable exit in all directions.

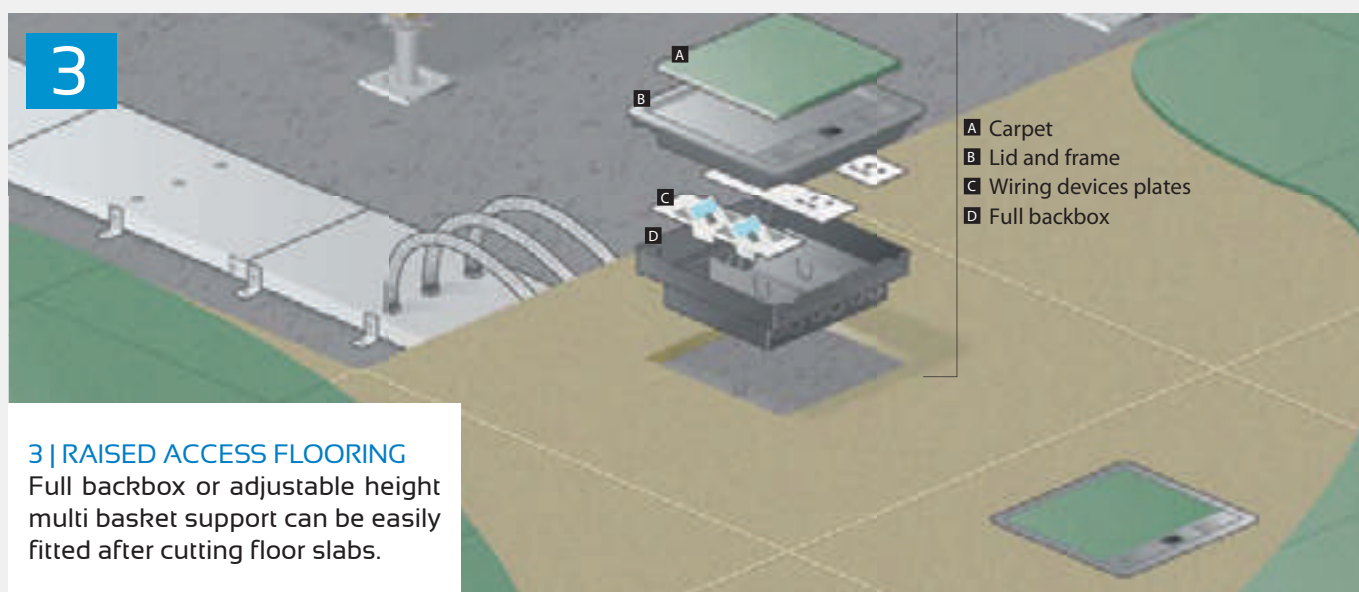


SFSP offers a less expensive cable containment service for the open offices to ensure the cable outlets for the various services for the all stations.

Screed Floor System is a pre-cast cable containment service in position within the office premises. Running from the main distribution boards for electrical / data voice / CCMS services routed via the vertical elbow, junction boxes and ducting to the services outlet boxes underneath the work stations.


Junction Boxes are featured with slim trimming for the granite, marble or ceramic floor finishes with recess on the traps for various floor finishes embedding.

SFSP base boxes are die-cast in one piece to maintain the box uniformity on the tough floor surfaces. Base boxes, traps and frames are made of a non-corrosive die-cast alloy.



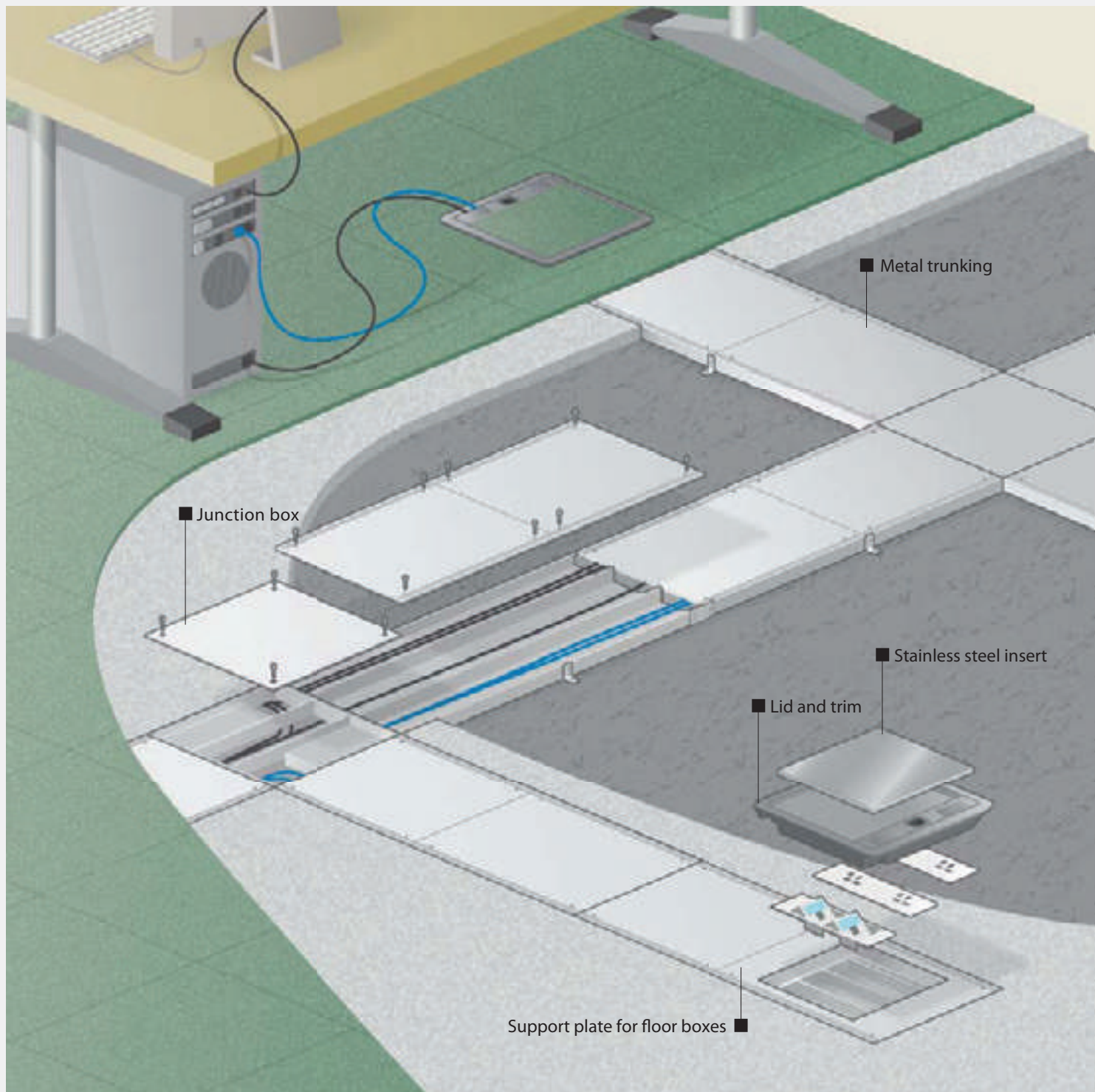
Raised Floor Trunking Systems are increasingly adopted in new commercial buildings .

Cable containment services are in modular design for the day-to-day changes within the office premises, for the ease of cable termination for the various services, such as computer / data / voice and BMS / CCMS structured cabling, where the raised floor makes a new level for cables containment in the floor void.





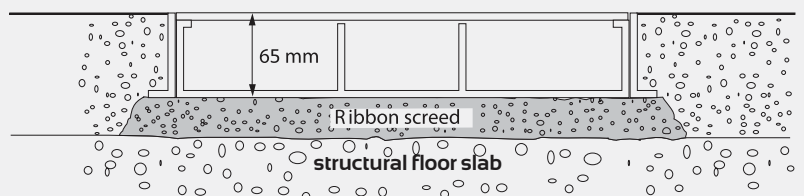
FLUSH FLOOR TRUNKING SYSTEM

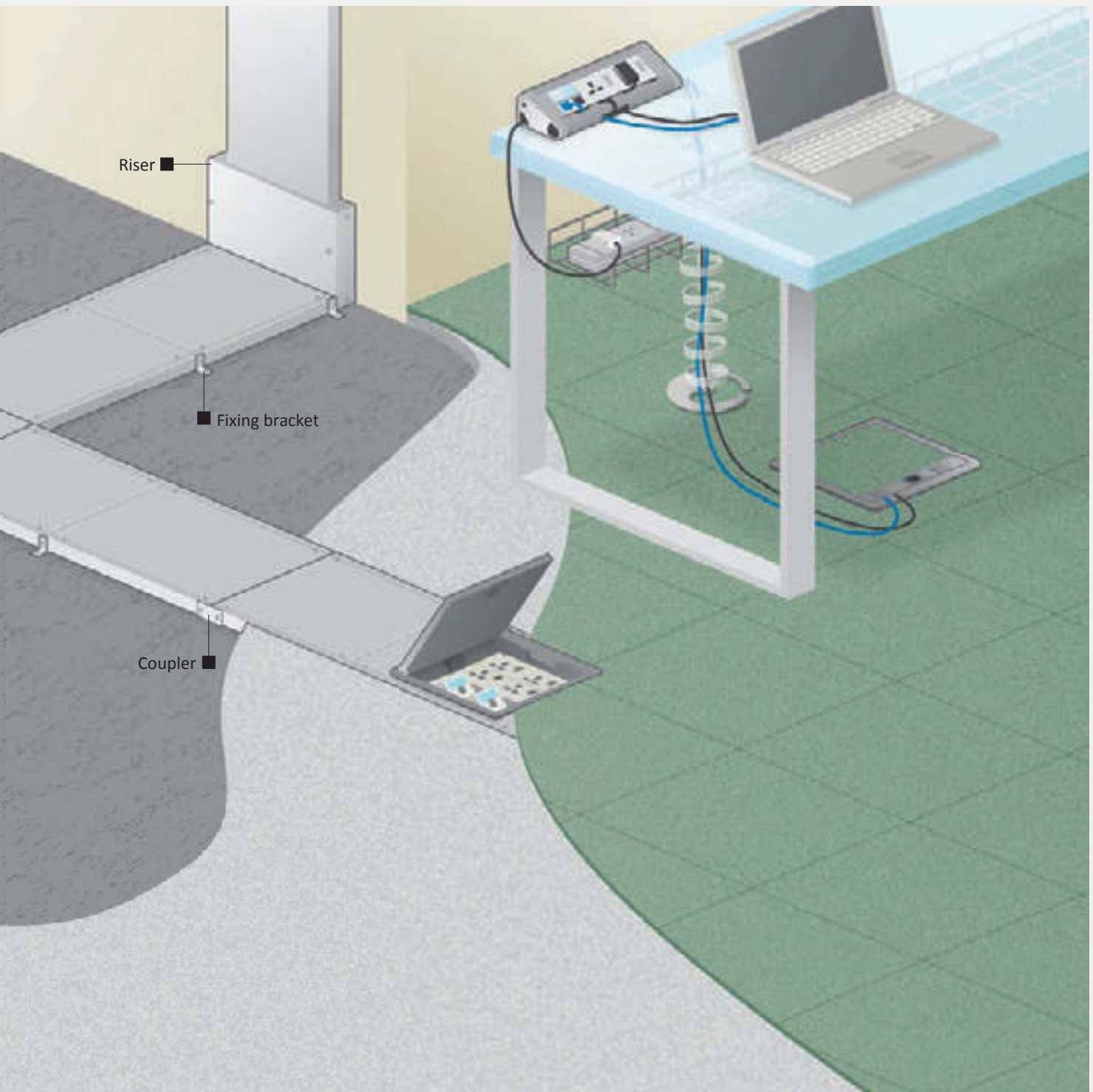


FLUSH FLOOR TRUNKING SYSTEM

Flush floor trunking system combines robustness and reliability, allowing power and data distribution throughout concrete floors. The system facilitates frequent maintenance operations or eventual changes of floor box locations. Different accessories ensure quick installation and perfect integration into the concrete floor.

Flush floor trunking in
screeded floor





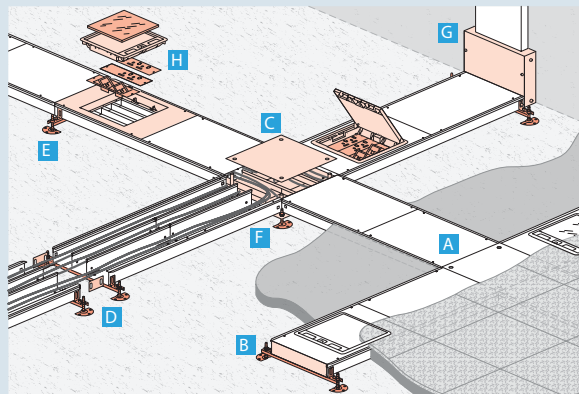
A Flush Floor Trunking system has a lesser loading capacity than an inscreed system, as the entire trunking is fixed flush with the finished floor. As loads constantly impinge on the floor trunking, the load bearing capacity of the system is reduced.

In a raised floor trunking system the boxes are the only load carrying components within the floor system. The boxes are suspended within raised flooring, and are capable of carrying dynamic loads normally seen within floor spaces. The average design loads on floor distribution system are as shown below. As the traffic increases, the load expected to impinge on the floor boxes could increase, and increase the stress on the floor boxes. The system chosen should be capable of taking the following loads per square meter :

| | |
|--------------------------|------|
| Commercial Office | -3kN |
| Shopping Mall | -6kN |
| Exhibition Halls | -6kN |
| Conference Rooms / Hotel | -3kN |
| Corridors | -5kN |

Flush Trunking System

System overview



| | |
|---|--|
| A | Trunking |
| B | End cap |
| C | Junction box |
| D | Coupler and leveling kit |
| E | Fixing bracket and leveling for trunking |
| F | Leveling for junction box |
| G | Riser |
| H | Floor box (support plate + lid and trim) Socket outlets and data sockets plates to be ordered separately |

Standards

Metal trunking according to standards EN 60-670 and EN 50085-2.2 It ensures constant performance along the entire distribution up to the user connection point

| Classification for flush floor | | Flush floor |
|--------------------------------|---|--|
| 6.2 | Resistance to impact for installation and application | 2.0 J |
| 6.3 | Minimum storage and transport temperature | - 25 °C |
| 6.3 | Minimum installation and application temperature | - 5 °C |
| 6.3 | Maximum application temperature | + 60 °C |
| 6.4 | Resistance to flame propagation | Non-flame propagating |
| 6.5 | Electrical continuity characteristics | With electrical continuity characteristic (metal ducting & accessories) |
| 6.6 | Electrical insulating characteristics | Without electrical insulating characteristic (metal ducting & accessories) |
| 6.7 | Degree of protection provided by enclosure | IP 20 |
| 6.9 | System access cover retention | With a tool |
| 6.101 | Floor treatment | For dry-treatment of floor |
| 6.102 | Resistance to a vertical load applied over a small surface area | 1500 N ⁽¹⁾ |
| 6.103 | Optional classification: resistance to vertical load applied through large surface area | 3000 N |
| 6.103 | Rated voltage | 500 V |
| 6.103 | Protection against mechanical impact | IK 08 |

(1) For 4 compartments, resistance to vertical load applied over a small surface area = 750 N

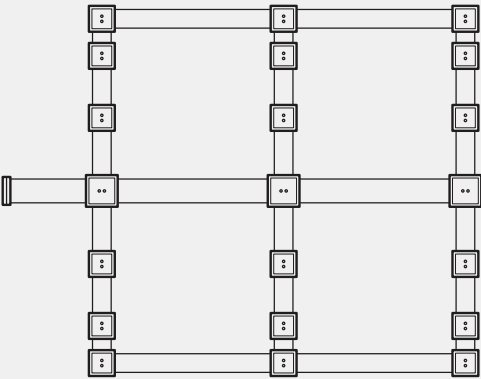
Flush Trunking and Accessories

Material: pre-galvanised steel sheet
Standard Length (L): 2440 / 3000 mm
Number of Compartments: 3 and 4 compartments
Standard Height (H): 65 mm
Standard Thickness: 1.5 mm for body/2.5 mm for covers/1 mm for dividers

Example of Layout

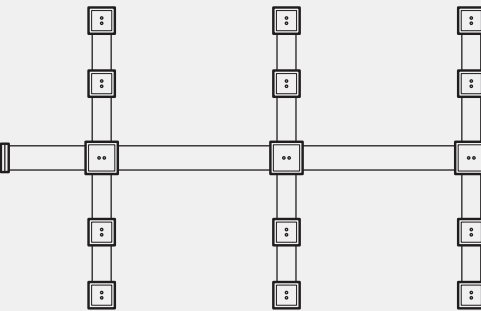
For optimal flexibility of the installation, the trunking is usually installed on either a Grid, Fishbone or a Comb Pattern of single, double or triple runs.

Grid Pattern



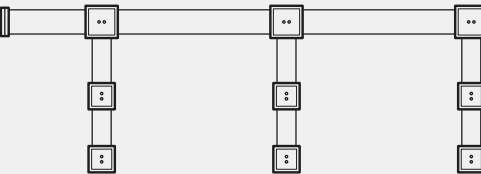
A Grid Pattern is widely used in areas where the occupants require the highest degree of flexibility in reconfiguring workspace. Capacity can be increased by returning individual ring mains through the different runs of trunking, which in itself allows easier installation.

Fishbone Pattern

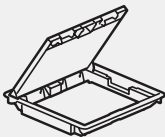
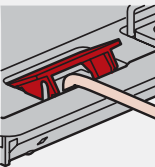
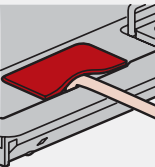



The Fishbone Pattern is ideal for a medium sized area where fewer boxes are required.

Comb Pattern



The Comb Pattern is the most economical way of installation in which a minimum of trunking is used. The Comb Pattern is suited for small to medium office areas.

| Lid and trim for floor boxes | | | |
|---|---|---|---|
| Floor box | Rigid cable exits | Flexible cable exits | Stainless steel insert |
|  |  |  |  |

Composition and Functions of Flush Trunkig System

Conforms with BS EN 50085-1: 2005 and EN 50085-2.2

Provides power and data distribution channels in concrete floors.

This robust system offers a high degree of flexibility for applications requiring frequent maintenance or frequent layout changes .

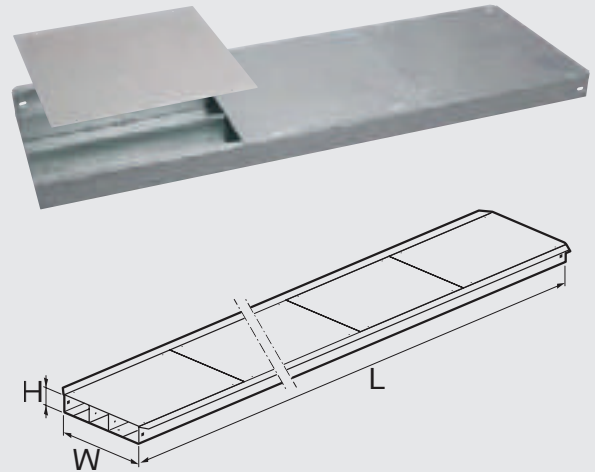
Trunking

Length : 2440 mm / 3000 mm

Height : 65 mm

3 and 4 compartments

| Item Number | W (mm) | H (mm) | L (mm) |
|-------------|--------|--------|-------------|
| FTR 300 | 300 | 65 | 2440 / 3000 |
| FTR 400 | 405 | 65 | 2440 / 3000 |



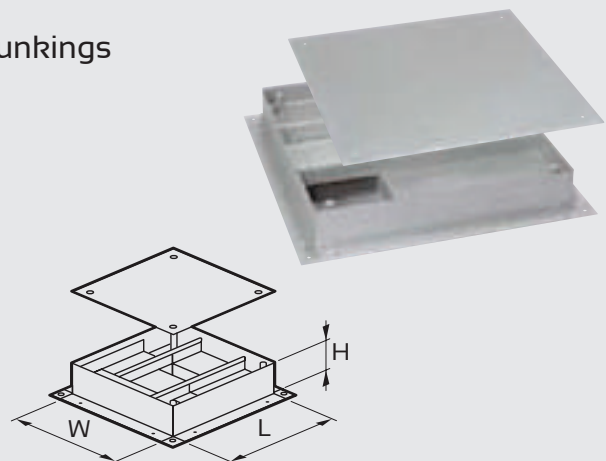
Junction boxes

Direct access to cables at the intersection of trunkings

For 300 x 65 mm trunking

For 405 x 65 mm trunking

| Item Number | W (mm) | H (mm) | L (mm) |
|-------------|--------|--------|--------|
| FJB 360 | 360 | 66.6 | 360 |
| FJB 465 | 465 | 66.6 | 465 |

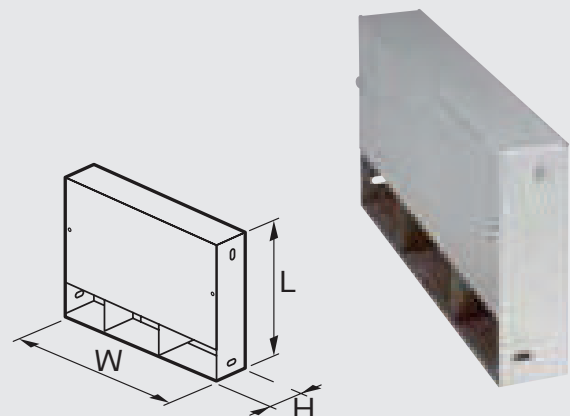


Risers

For 300 x 65 mm trunking

For 405 x 65 mm trunking

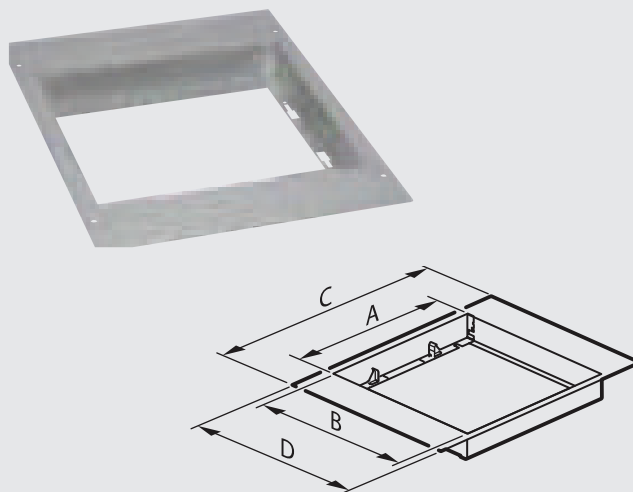
| Item Number | W (mm) | H (mm) | L (mm) |
|-------------|--------|--------|--------|
| FRI 300 | 300 | 65 | 201 |
| FRI 405 | 405 | 65 | 201 |



Support plate for floor boxes

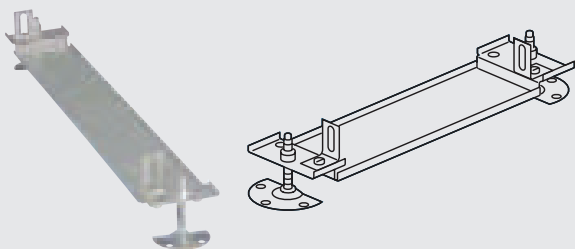
To be fitted with lid and trim,
Integrating socket outlets or support plates

| Item Number | A (mm) | B (mm) | C (mm) | D (mm) |
|-------------|--------|--------|--------|--------|
| 6896 36 | 264 | 264 | 406.4 | 300 |
| 6896 37 | 264 | 264 | 406.5 | 405 |
| 6896 47 | 264 | 340 | 406.5 | 405 |



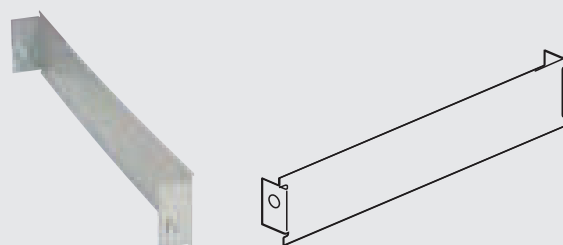
Leveling kit for trunking

For raising trunking level up to 70 to 90 mm
For 300 x 65 mm trunking
For 405 x 65 mm trunking



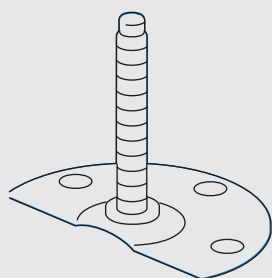
End caps

For 300 x 65 mm trunking
For 405 x 65 mm trunking



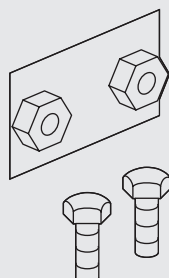
Leveling kit for junction boxes

For raising junction box level up to 70 to 90 mm



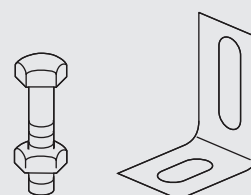
Coupler

For joining trunkings



Fixing bracket (FB)

For fixing trunking on floor or on leveling bracket



Cable capacity guide

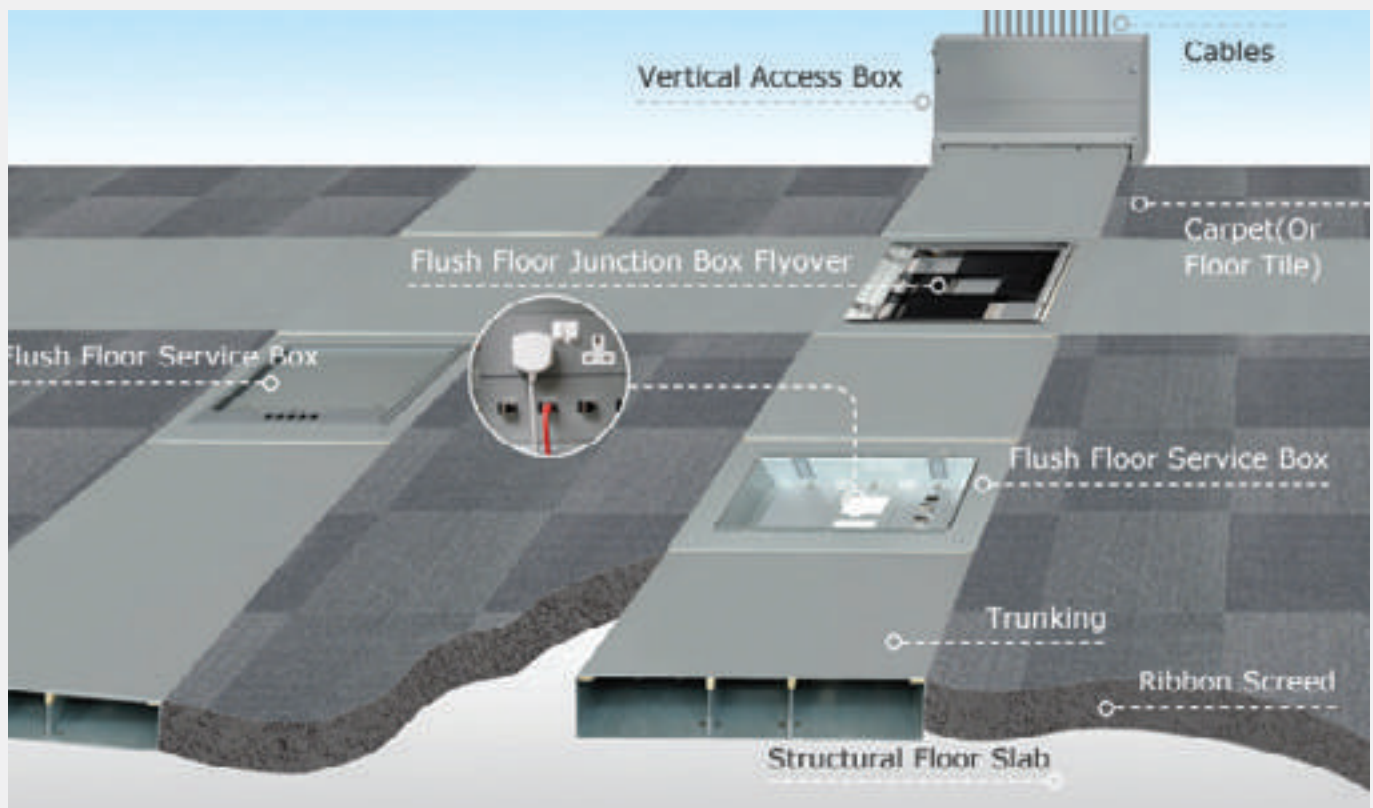
The number and location of boxes depend upon the end user's requirement.

A floor box has to be considered for each workstation or desk with an average of 1 FB for every 10 m²

| | | | Capacity: maximum number of conductors per compartment (for one specific cable type) | | | | | | | | | | | | | |
|----------|-------------|-----------------------------------|--|---------|---------|---------|----------|----------|----------|--------------|----------|----------|-------------------|----------------|------------------|----------------|
| Ducting | Compartment | Available section at 45 % fill mm | Stranded | | | | | | | Twin & Earth | | | cat. 5e UTP Ø 5.5 | cat. 5e STP Ø6 | cat. 6 UTP Ø 6.5 | cat. 6 STP Ø 7 |
| | | | 1,5 Ø 3.3 | 2,5 Ø 4 | 4 Ø 4.6 | 6 Ø 5.2 | 10 Ø 6.7 | 16 Ø 7.8 | 25 Ø 9.7 | 2,5 Ø 10.5 | 4 Ø 11.2 | 6 Ø 13.3 | | | | |
| 300 x 65 | 1 | 2992 | 348 | 237 | 180 | 141 | 85 | 63 | 40 | 35 | 30 | 20 | 99 | 83 | 71 | 61 |
| | 2 | 2086 | 243 | 166 | 126 | 98 | 59 | 44 | 28 | 24 | 21 | 14 | 69 | 58 | 49 | 43 |
| | 3 | 2992 | 348 | 237 | 180 | 141 | 85 | 63 | 40 | 35 | 30 | 20 | 99 | 83 | 71 | 61 |
| 405 x 65 | 1 | 3389 | 394 | 269 | 204 | 160 | 96 | 71 | 46 | 39 | 34 | 23 | 112 | 94 | 80 | 69 |
| | 2 | 4200 | 488 | 333 | 253 | 198 | 119 | 88 | 57 | 49 | 42 | 28 | 139 | 117 | 100 | 86 |
| | 3 | 3389 | 394 | 269 | 204 | 160 | 96 | 71 | 46 | 39 | 34 | 23 | 112 | 94 | 80 | 69 |

The above table gives the available capacity units on a 45 % factor, applied to the internal wiring area.

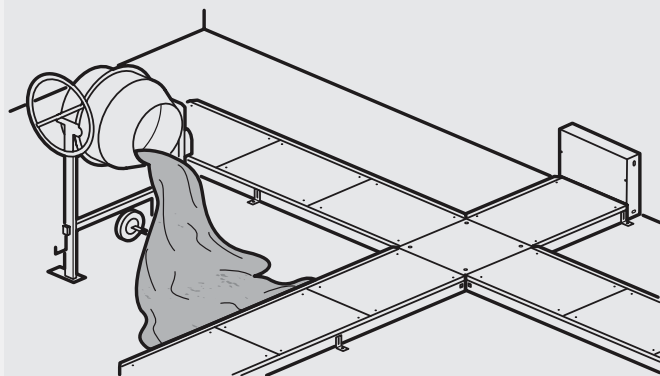
Installation Principle



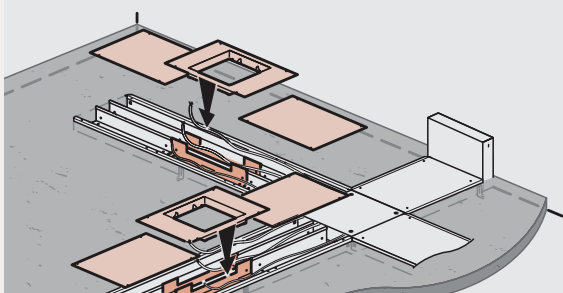
The entire flush floor trunking system and accessories used shall be supplied and installed strictly according to the recommendations and instructions of the manufacturer.

- 1- Mark the pathway for trunking and junction boxes
- 2- Fix risers junction boxes on the Fix Trunking and all accessories with fixing brackets slab.
- 3- Fix trunking and all accessories with fixing brackets
- 4- If levelling is required, use levelling kits and do not exceed 1.2 m between levelling brackets

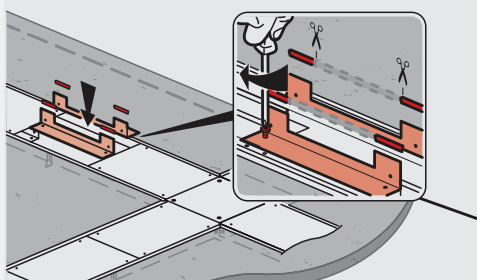
5- Pour concrete



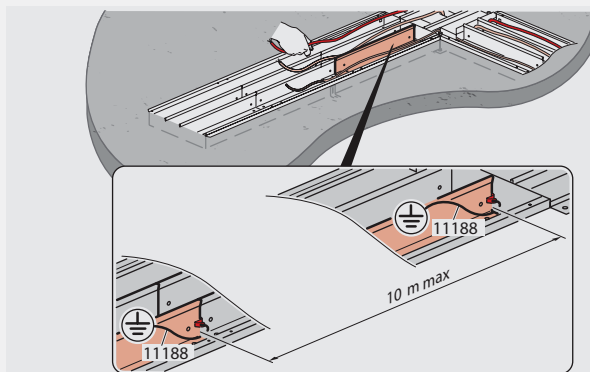
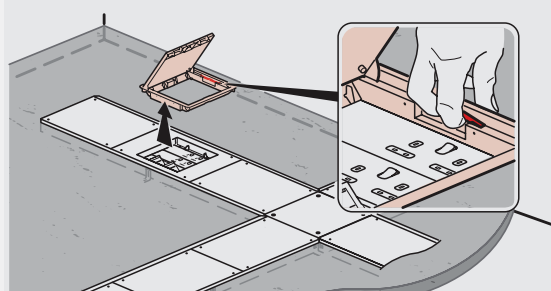
7- Once the screed is dry, remove the covers and the cable trunking



9- To fit the floor box, remove cover and the rubber gasket. Remove the dividers, fix them up-side-down and reposition rubber gasket

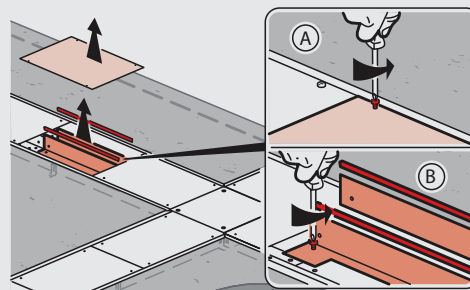


11- Connect wiring and fix the wiring accessory plates.

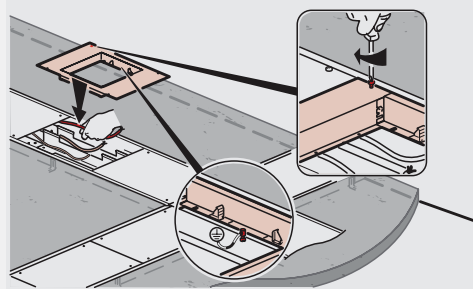


6- Earth the system (minimum every 10 m)

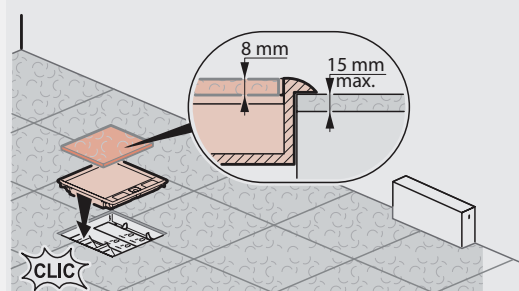
8- To fit the floor box, remove cover and the rubber gasket. Remove the dividers, fix them up-side-down and reposition rubber gasket




10- Fix floor box support plate, and earth it



12- Fit the carpet and clip the lid and trim on the support plate (push and fit principle)

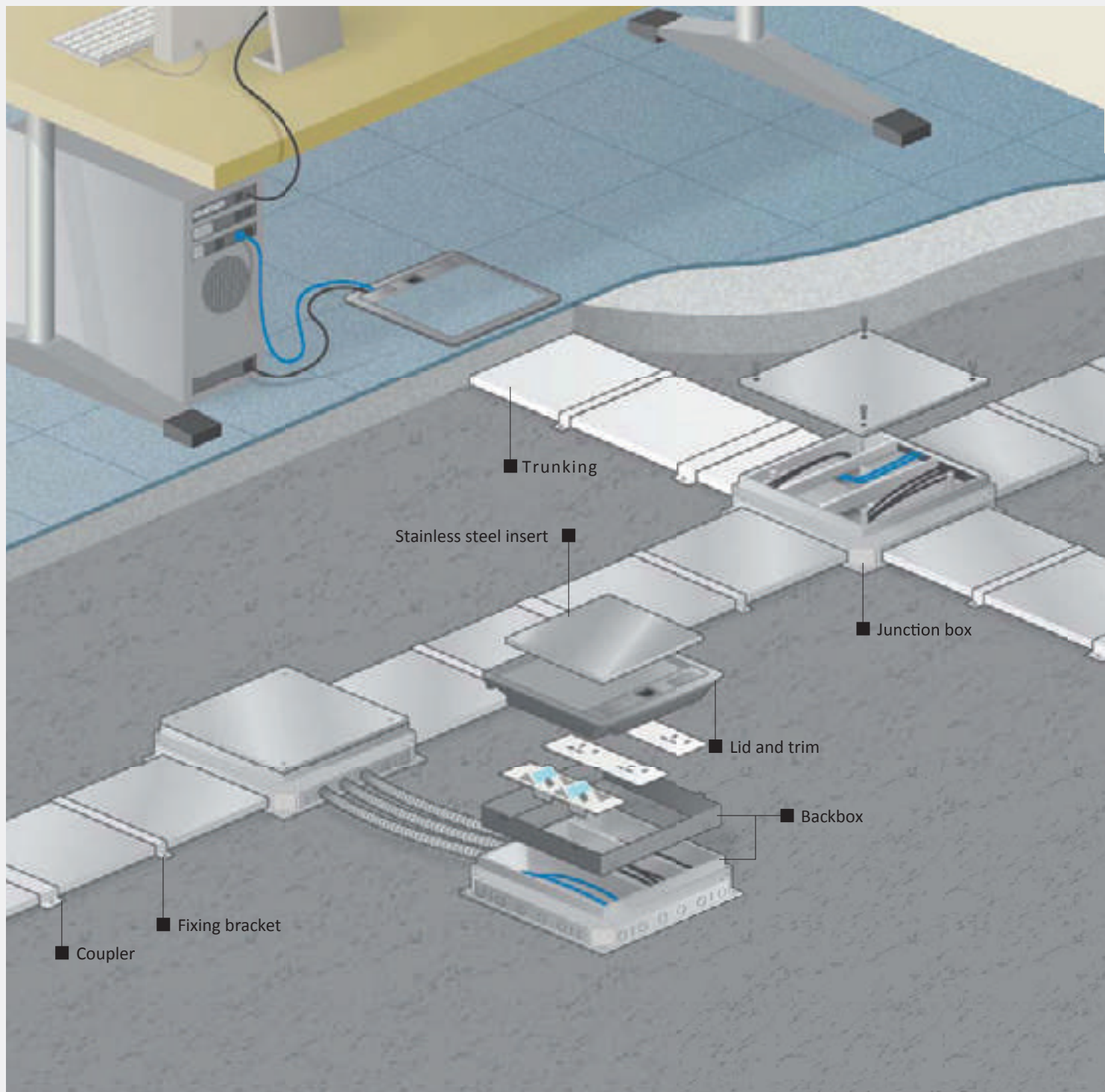




www.sfsp-ikk.com



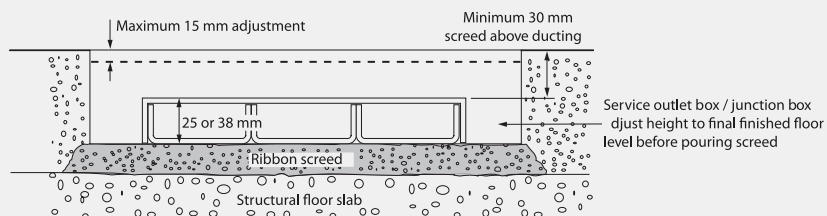
SCREED FLOOR TRUNKING SYSTEM



SCREED FLOOR TRUNKING SYSTEM

Screed metallic trunkings are a quick and easy way to install power and data distribution throughout screed floors. These systems are particularly robust and are designed to support superior loads. Junction boxes and risers allow easy access when installing cables or for extensions.

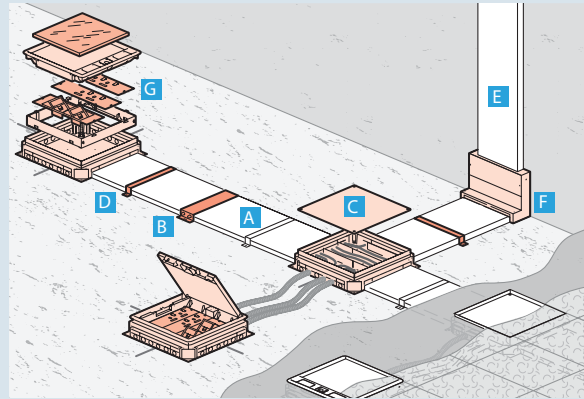
Screed floor trunking in screeded floor





Screed Trunking System

System overview



| | |
|---|--|
| A | Ducting |
| B | Coupler |
| C | junction box |
| D | Fixing bracket |
| E | Vertical trunking such as DLP |
| F | Riser |
| G | Floor box (back-box + lid and trim) Socket outlets and data socket plates to be ordered separately |

Standards

Standard EN 60-670 and EN 50085-2-2 concerns systems for distributing currents in the floor (sunken or surface mounted).

It ensures constant performance along the entire distribution up to the user connection point .

| Classification for flush floor | | Flush floor |
|--------------------------------|---|--|
| 6.2 | Resistance to impact for installation and application | 2.0 J |
| 6.3 | Minimum storage and transport temperature | - 25 °C |
| 6.3 | Minimum installation and application temperature | - 5 °C |
| 6.3 | Maximum application temperature | + 60 °C |
| 6.4 | Resistance to flame propagation | Non-flame propagating |
| 6.5 | Electrical continuity characteristics | Without electrical continuity characteristic (PVC ducting) With electrical continuity characteristic (metal ducting & accessories) |
| 6.6 | Electrical insulating characteristics | With electrical insulating characteristic (PVC ducting) Without electrical insulating characteristic (Metal ducting & accessories) |
| 6.7 | Degree of protection provided by enclosure | IP 20 |
| 6.9 | System access cover retention | With a tool |
| 6.101 | Floor treatment | For dry-treatment of floor |
| 6.102 | Resistance to vertical load applied through small surface area | 1500 N ⁽¹⁾ |
| 6.103 | Optional classification: resistance to vertical load applied through large surface area | 3000 N |
| 6.103 | Rated voltage (PVC ducting) | 500 V |
| | Protection against mechanical impact | IK 08 |

(1) For 4 compartments, resistance to vertical load applied over a small surface area = 750 N

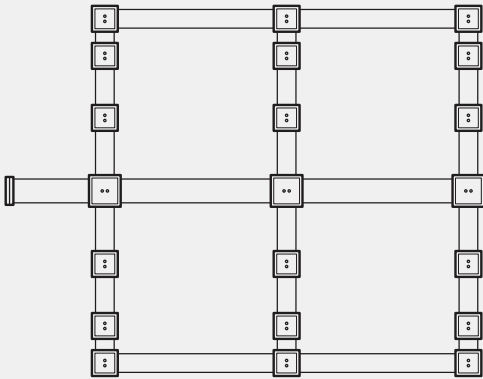
Flush Trunking and Accessories

Material: pre-galvanised steel sheet
Standard length: 2440 / 3000 mm
Number of Compartments: 3 and 4 compartments
Standard Height: 25 mm and 38 mm
Standard Thickness: 1.2 mm for body/1 mm for dividers

Example of Layout

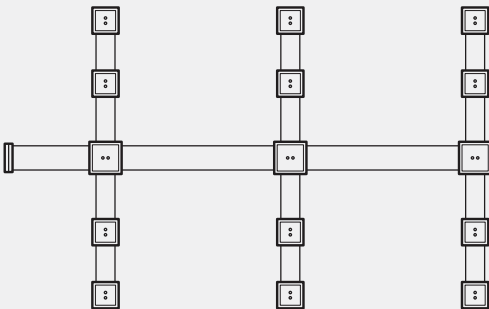
For optimal flexibility of the installation, the trunking is usually installed on either a Grid, Fishbone or a Comb Pattern of single, double or triple runs.

Grid Pattern



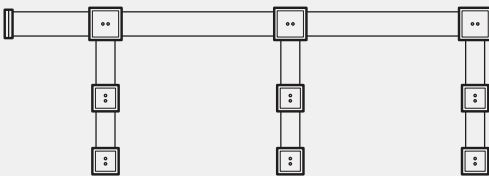
A Grid Pattern is widely used in areas where the occupants require the highest level of flexibility in reconfiguring workspace.Capacity can be increased by returning individual ring mains through the different runs of trunking,which in itself allows easier installation.

Fishbone Pattern



The Fishbone Pattern is ideal for a medium sized area where fewer boxes are required.

Comb Pattern



The Comb Pattern is the most economical way of installation in which a minimum of trunking is used. The Comb Pattern is suited for small to medium office areas.

| Lid and trim for floor boxes | | | |
|------------------------------|-------------------|----------------------|------------------------|
| Floor box | Rigid cable exits | Flexible cable exits | Stainless steel insert |
| | | | |

Composition and Functions for **Screed Trunking System**

Material: pre-galvanised sheet
Standard thickness: 1.2 mm for body/1 mm for dividers
Standard length: 2440 / 3000 mm

Number of compartments: 3 and 4 compartments
Standard depth: 25 mm and 38 mm

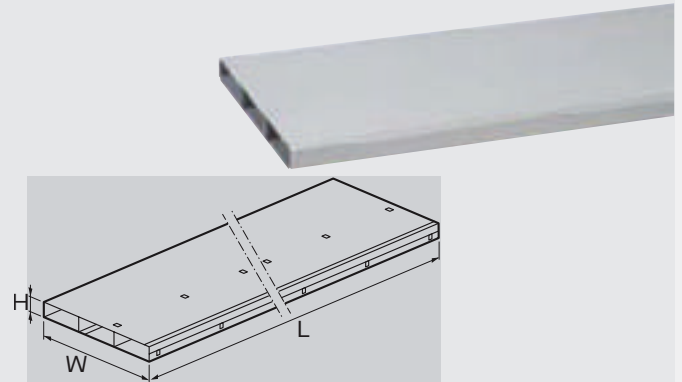
Trunking

Trunking height 25 mm
 225 x 25 mm - 3 compartments
 300 x 25 mm - 3 compartments

| Item Number | W (mm) | H (mm) | L (mm) |
|-------------|--------|--------|-------------|
| STR 25 | 225 | 25 | 2440 / 3000 |
| STR 38 | 225 | 38 | 2440 / 3000 |
| STR 25-1 | 300 | 25 | 2440 / 3000 |
| STR 38-1 | 300 | 38 | 2440 / 3000 |

Trunking height 38 mm

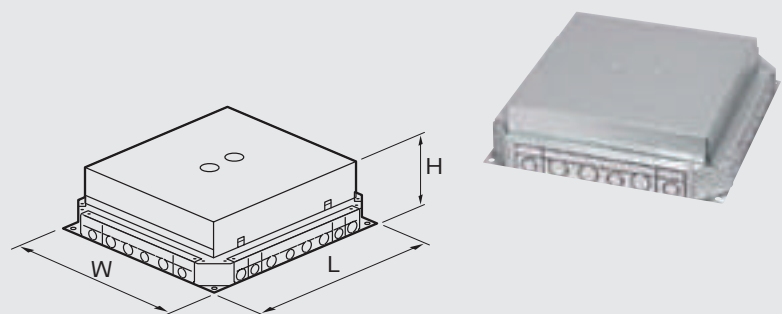
225 x 38 mm - 3 compartments
 300 x 38 mm - 3 compartments



Junction boxes

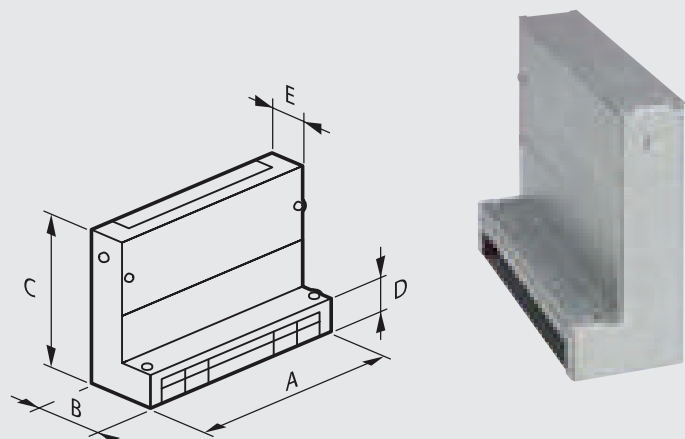
For direct access to cables at the intersection of floor ductings while maintaining perfect separation between ELV and LV cables, Supplied complete with base, cover fly-overs and site cover

| Item Number | W (mm) | H (mm) | L (mm) |
|-------------|--------|--------|--------|
| SJB 325 | 325 | 90 | 325 |
| SJB 400 | 400 | 90 | 400 |



Risers

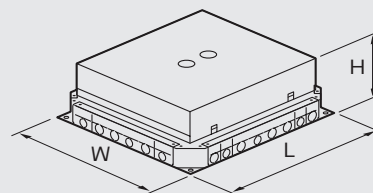
| Item Number | A (mm) | B (mm) | C (mm) | D (mm) | E (mm) |
|-------------|--------|--------|--------|--------|--------|
| SRI 250 | 250 | 89 | 201 | 43 | 52 |
| SRI 325 | 325 | 89 | 201 | 43 | 52 |



Back-boxes

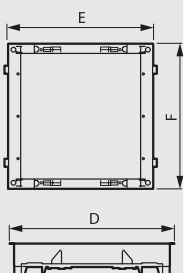
To be fitted with lid and trim, integrating socket outlets or support plates. Accept screed floor ducting and conduits Ø20 and 25 mm Auto-adjustable to screed height 65 up to 90 mm

| Item Number | W (mm) | H (mm) | L (mm) |
|-------------|--------|--------|--------|
| 6896 34 | 325 | 90 | 325 |
| 6896 35 | 400 | 90 | 400 |
| 6896 45 | 400 | 90 | 325 |



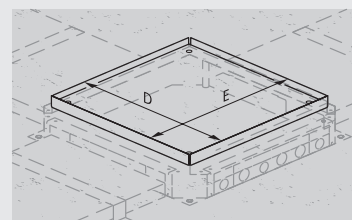
Dimensions for carpet cut out on backbox support frame

| Item Number | D (mm) | E (mm) | F (mm) |
|-------------|--------|--------|--------|
| 6896 34 | 276 | 264 | 264 |
| 6896 35 | 276 | 264 | 264 |
| 6896 45 | 276 | 264 | 340 |

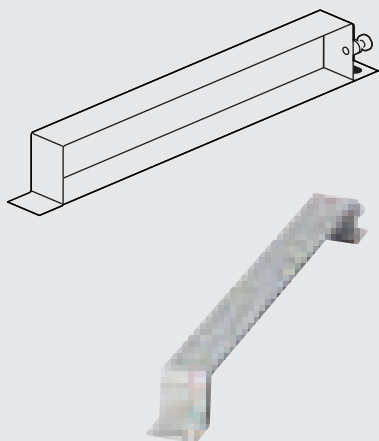


Dimensions for carpet cut out on junction box lid

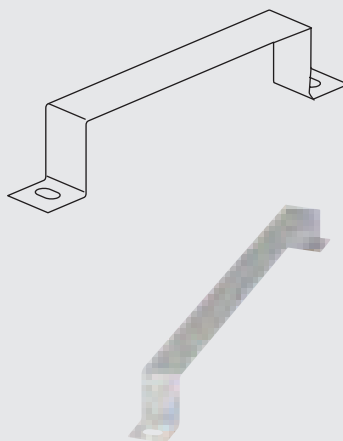
| Item Number | D (mm) | E (mm) |
|-------------|--------|--------|
| 6897 22 | 260 | 260 |
| 6897 32 | 335 | 335 |



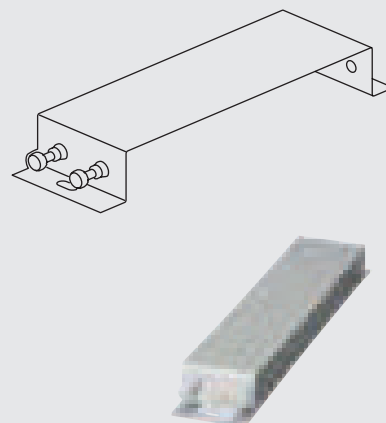
End caps



Fixing Bracket (FB)



Coupler



Cable capacity guide

The number and location of boxes depend upon the end user's requirement.

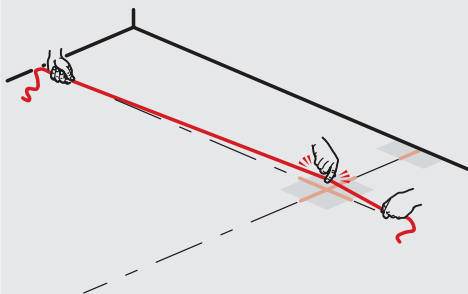
A floor box has to be considered for each workstation or desk with an average of 1 FB for every 10 m²

| | | | Capacity: maximum number of conductors per compartment (for one specific cable type) | | | | | | | | | | | | | |
|---------|-------------|-----------------------------------|--|---------|---------|---------|----------|----------|----------|--------------|----------|----------|-------------------|----------------|------------------|---------------|
| | | | Stranded | | | | | | | Twin & earth | | | cat. 5e UTP Ø 5.5 | cat. 5e STP Ø6 | cat. 6 UTP Ø 6.5 | cat. 6 STP Ø7 |
| Ducting | Compartment | Available section at 45 % fill mm | 1,5 Ø 3.3 | 2,5 Ø 4 | 4 Ø 4.6 | 6 Ø 5.2 | 10 Ø 6.7 | 16 Ø 7.8 | 25 Ø 9.7 | 2,5 Ø 10.5 | 4 Ø 11.2 | 6 Ø 13.3 | | | | |
| 225x25 | | 739 | 86 | 59 | 45 | 35 | 21 | 15 | 10 | 9 | 7 | 5 | 24 | 21 | 18 | 15 |
| 225x38 | | 1164 | 135 | 92 | 70 | 55 | 33 | 24 | 16 | 14 | 12 | 8 | 39 | 32 | 28 | 24 |
| 300x25 | | 994 | 116 | 79 | 60 | 47 | 28 | 21 | 13 | 12 | 10 | 7 | 33 | 28 | 24 | 20 |
| 300x38 | | 1566 | 182 | 124 | 94 | 74 | 44 | 33 | 21 | 18 | 16 | 11 | 52 | 43 | 37 | 32 |

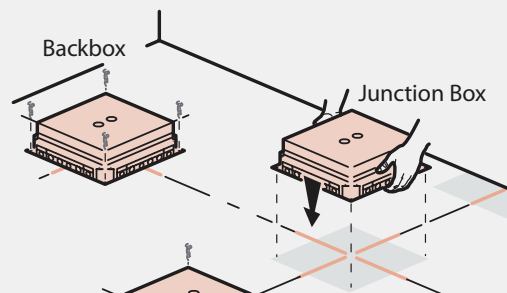
The above table gives the available capacity units on a 45 % factor, applied to the internal wiring area.

Installation Principle

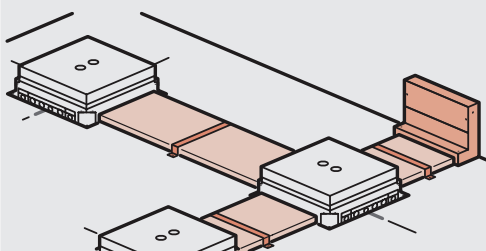
1-Mark pathway for trunking, junction boxes and backboxes



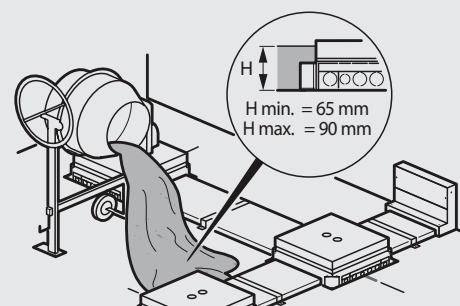
2-Fix risers, junction boxes and backboxes on the slab



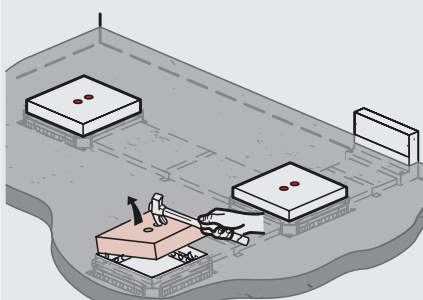
3-Fix trunking with couplers and fixing brackets



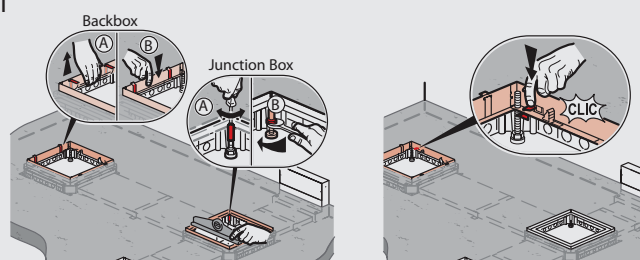
4-Pour concrete



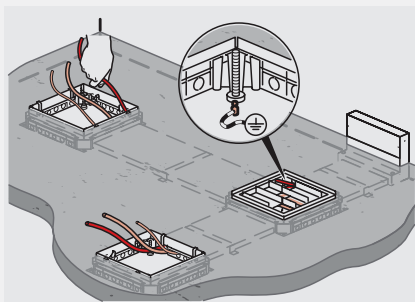
5-Remove disposable metal cover



6-Backbox: lift the frame (A) and retainers will automatically drop out (B). Lock the frame onto the backbox by pushing down clips onto the threaded rod. Junction box: adjust junction box to floor level



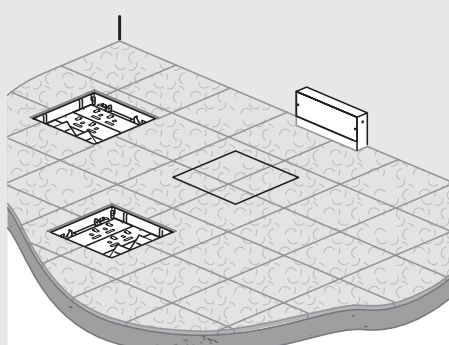
Installation Principle



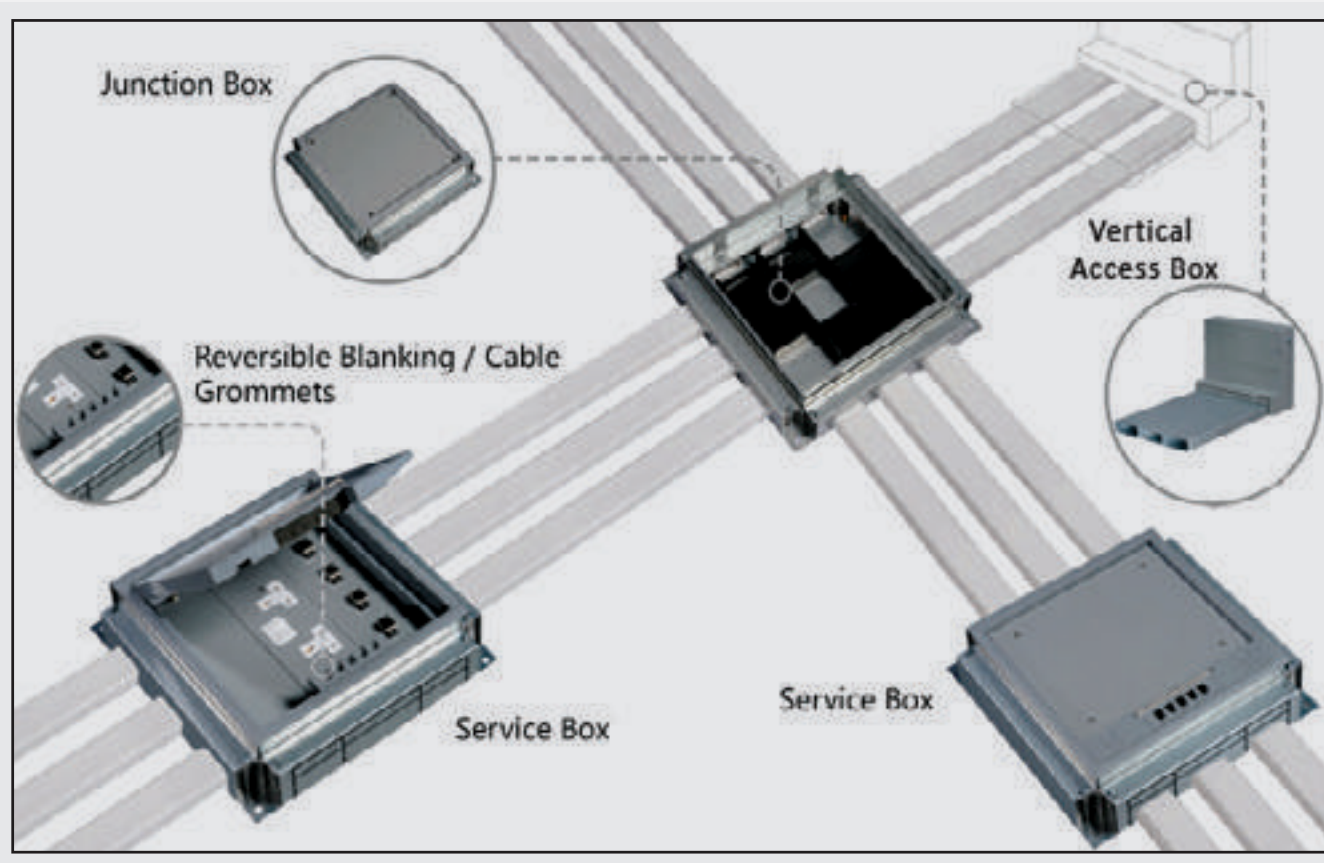
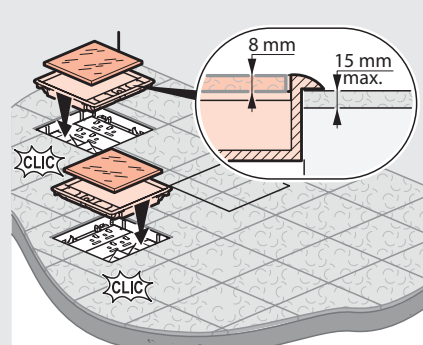
7- Cable ducting and earth junction boxes




8- Connect wiring and fix the wiring accessory plates onto the backbox. Earth the system



9- Fit carpet and clip the lid and trim onto the backbox (push and fit principle)

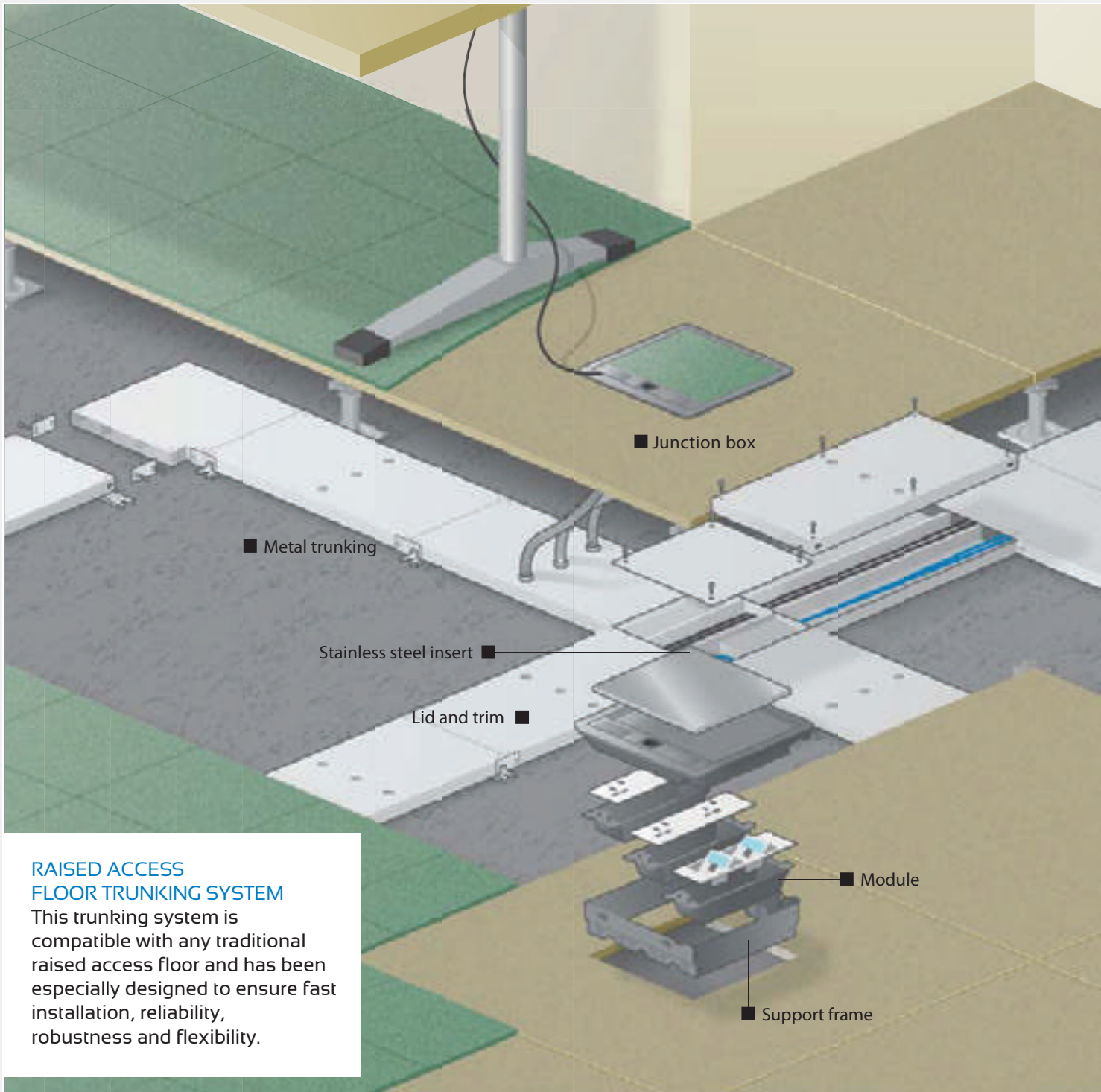




www.sfsp-ikk.com

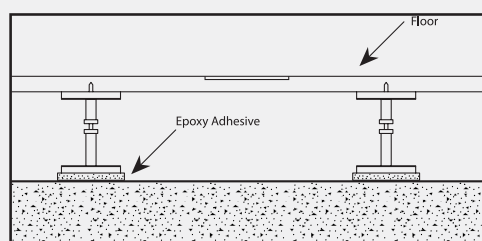



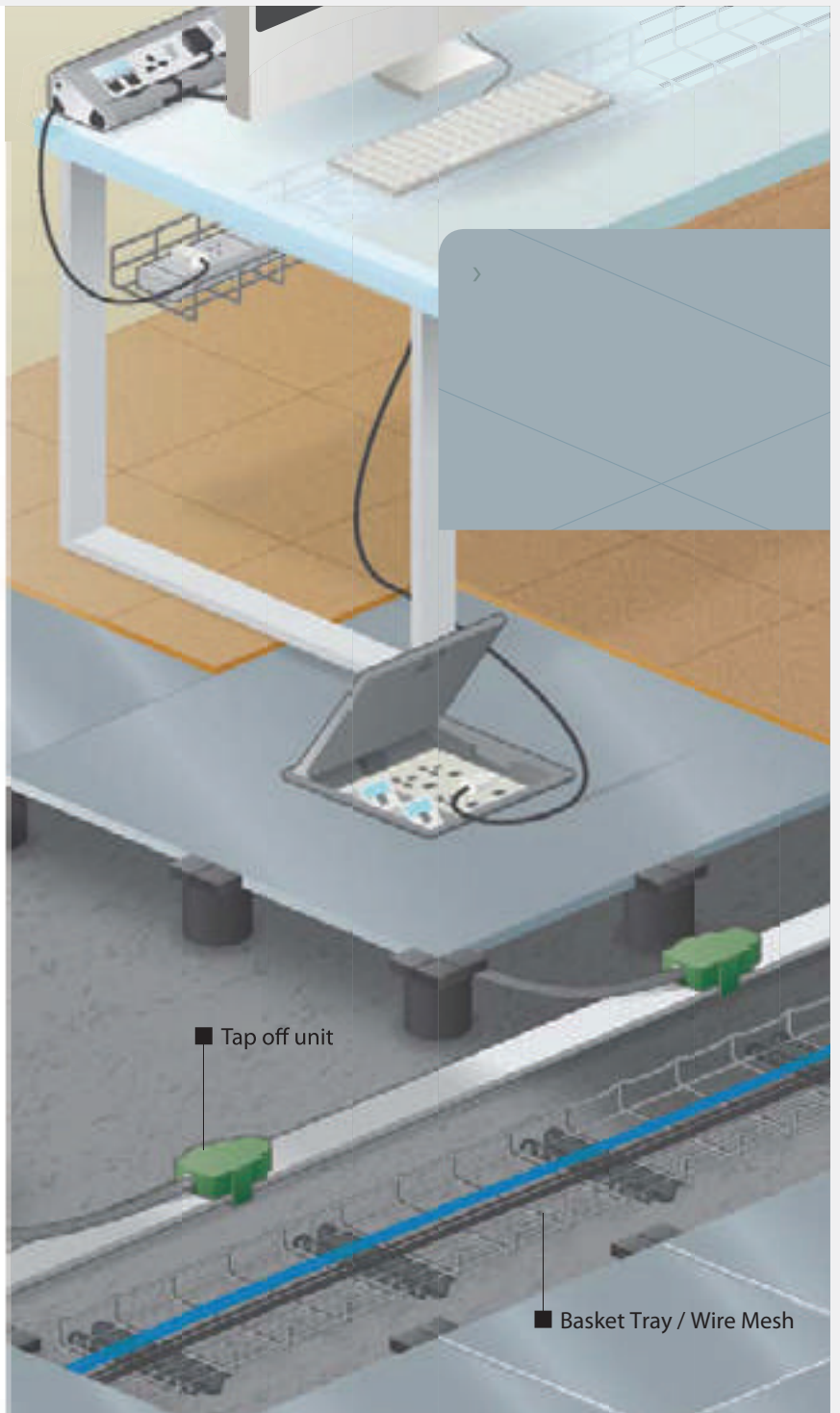
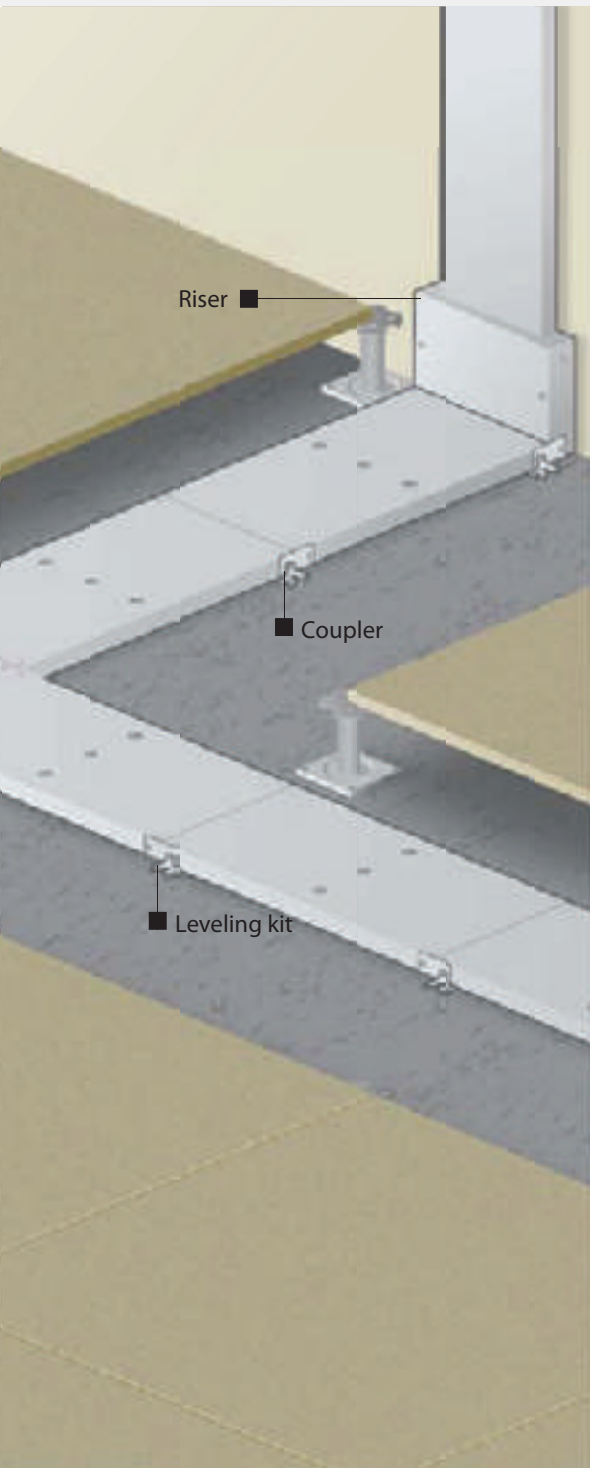
RAISED ACCESS FLOOR SYSTEM



RAISED ACCESS FLOOR SYSTEM

Different solutions for all your projects integrating raised access floor allow you to make well organised and functional offices and save time and money during installation or future reconfiguration. Our solutions have been designed for reliability, ease of installation and maximum flexibility.





Floor Boxes

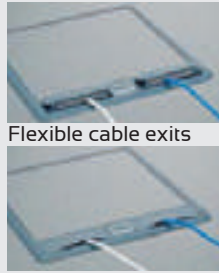
Conforms to IEC 60670-23 and to BS EN 50 085-2.2

Compatible with dush door trunking systems ,screed door systems and raised access door trunking systems.

For Carpet



3 and 4 compartment floor boxes



Flexible cable exits



Rigid cable exits

Lid and trims for carpet.

To be fitted on either:

- Modular backbox or full backbox for raised floor
- Support plate for flush floor trunking
- Screed floor backbox

To be equipped with dedicated socket outlets, Arteor wiring accessories or 6C modules

Stainless steel insert for lid

to be used instead of fitting carpet onto the lid.

For 3 and 4 compartments



For Tiles / Marble



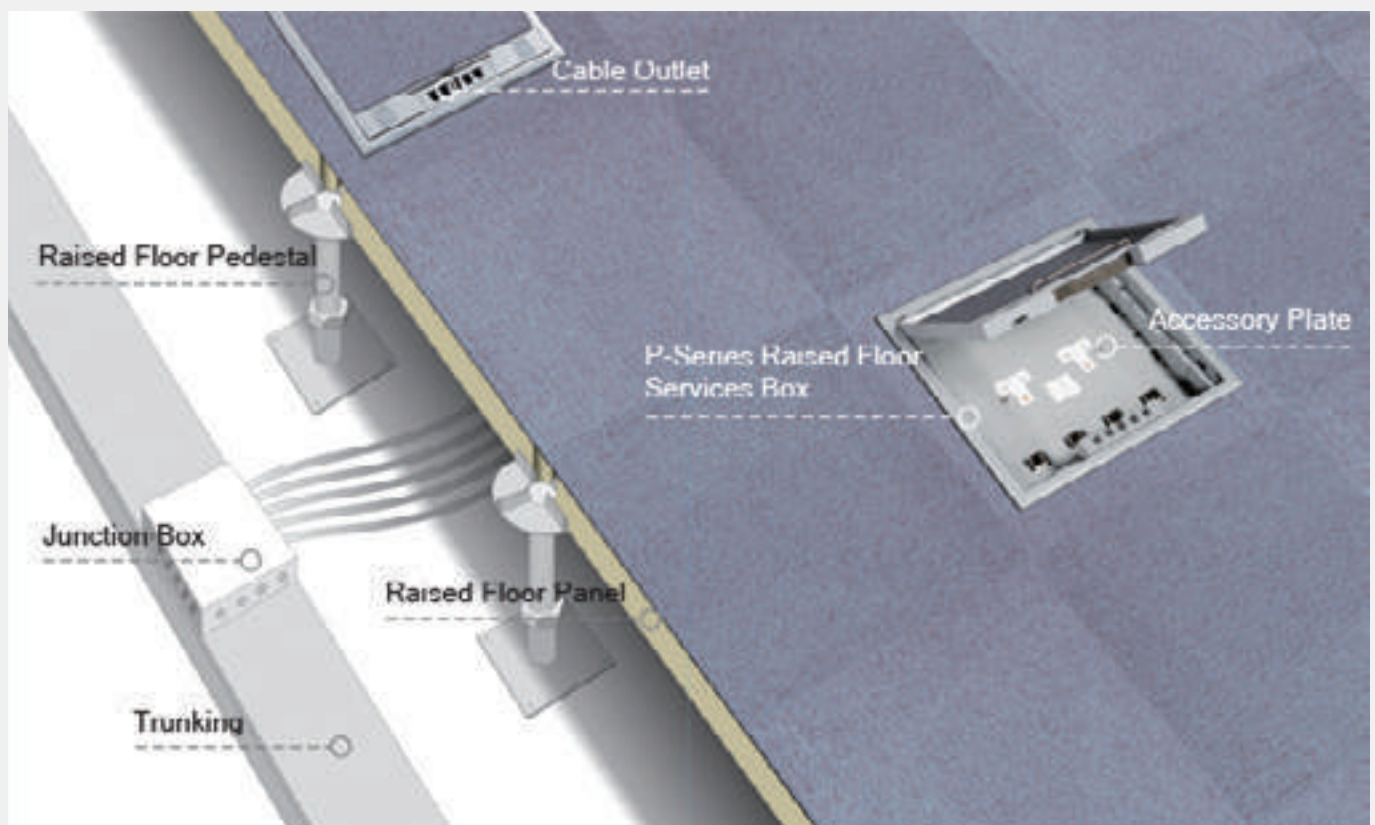
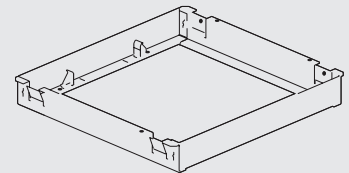
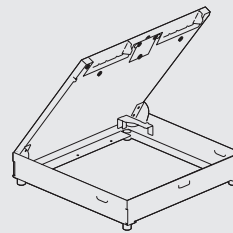
Lid and trim for floor boxes :

To be installed in backbox for screed floor system.

To be equipped with dedicated socket outlets

- Specific backbox

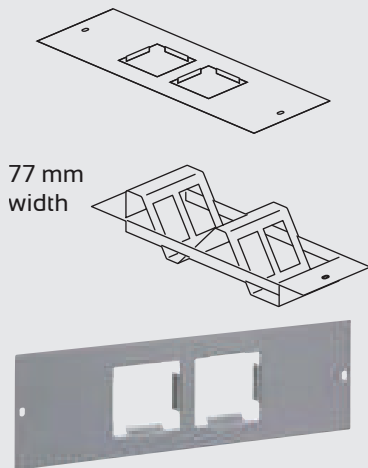
For installation of floor boxes in screed floor systems.



Empty Wiring Accessories Plates

Support plates for Arteor mechanism

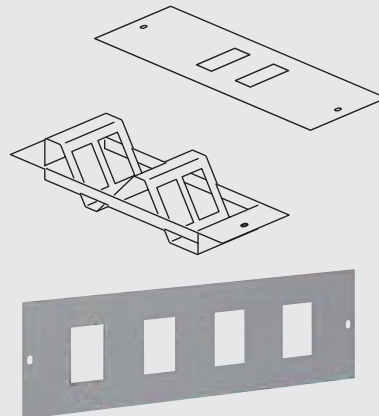
Support plates for integration of



Support plates for 6C modules

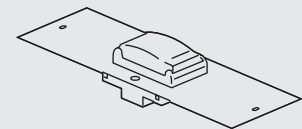
Support plates for integration of 6C modules in floor boxes

- 77 mm width plate
- Flat support plates
- 2 modules (2 x 1 module)
- 4 modules (4 x 1 module)
- Waved support plates
- 2 modules (2 x 1 module)
- 4 modules (4 x 1 module)



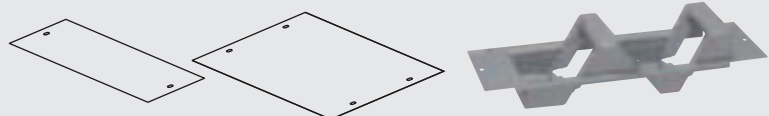
Support plates for Lexic DIN-rail equipment

Support plates for integration of DIN-rail equipment in floor boxes. 77 mm width plate supplied with transparent plastic cover to avoid accidental handling (1 or 2 modules)



Blank plates for floor boxes


To cover an unused compartment 77 mm and 154 mm width plate




Installation Guide




1- Cut a slot with template in the panel .




2- Fix base unit to the panel with countersunk screws



3- Install the accessories plates



4- Lay the carpet on the raised floor .



5- Mount trap and frames .



6- Lay the carpet in the recess of the trap.

Floor Boxes Installation

Installation Principle

Lid and trim can be used for all applications: screed, flush and raised access floor systems. They allow a uniform finish within the project .

Lid and trim

| Lid and trim for floor boxes | | | |
|------------------------------|-------------------|----------------------|------------------------|
| Floor box | Rigid cable exits | Flexible cable exits | Stainless steel insert |
| | | | |

Lid and trim is available in 2 different sizes (3 compartments or 4 compartments)

Rigid and flexible cable exits

Rigid and flexible cable exits: maximum cable capacity 4 cables $\varnothing 7$ mm + 3 cables $\varnothing 11$ mm. Both systems provide maximum protection for cables. Flexible exit does not require closing when not in use

Rigid cable exits

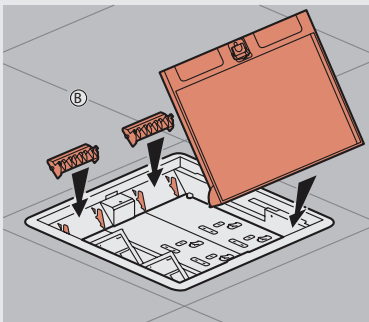
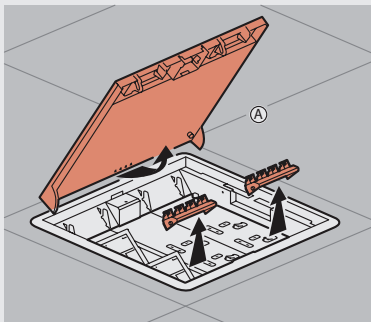
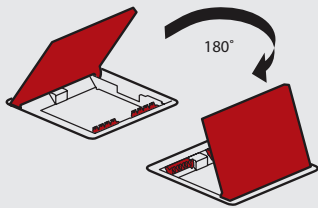
Soft cable exits

Site protection cover

Lid and trim comes with a building site protection to avoid damages during installation. This site protection has to be removed to access the floor box and can be repositioned afterwards. Site protection cover has to remain on the floor box until hand-over of the project

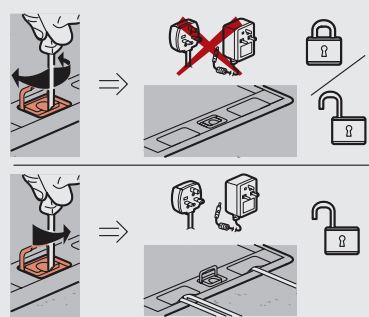
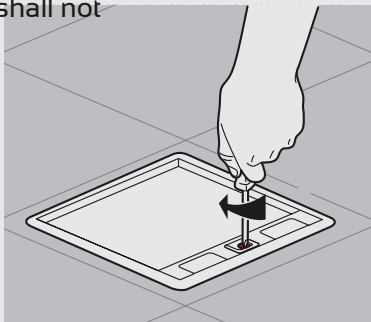
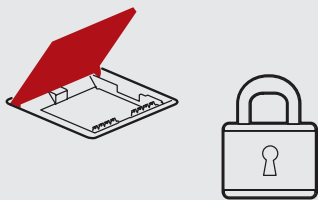
Reversible Lid

The lid is reversible (180°) to adapt to office furniture reconfiguration

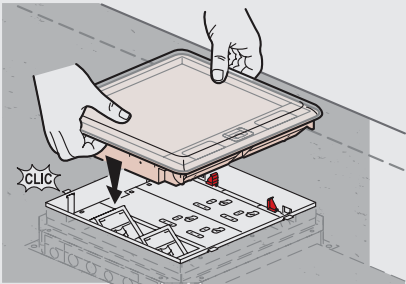


Locking System

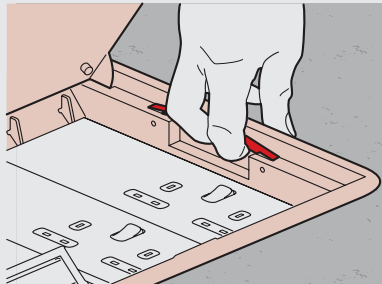
The floor box can be locked by means of a locking system on the lid (hidden under the opening handle). For safety reasons, floor box shall not be locked when in use



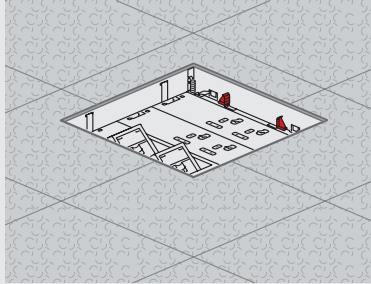
Installation process



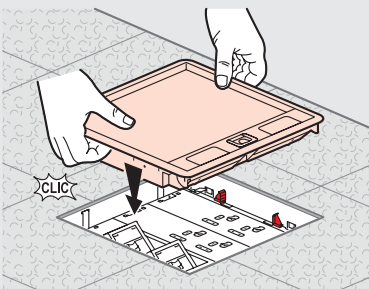
1- Fix the lid and trim directly onto the backbox, push and fit system. Lid and trim can be assembled with backbox even before carpet fitting



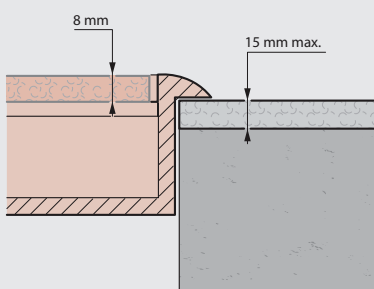
2- To fit carpet, pull the levers on both sides to take out the lid and trim



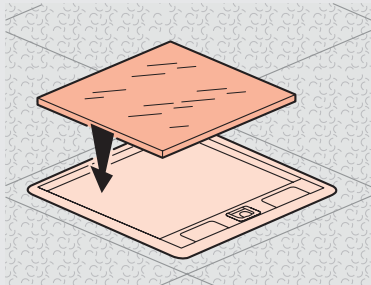
3- Fit the carpet to the backbox edge



4- Push the lid and trim back on to the backbox .The trim will adjust to the carpet thickness




5- Carpet thickness < 15 mm



| Stainless steel insert | 3 compartments | 4 compartments |
|------------------------|----------------|----------------|
| | 6896 92 | 6896 93 |

6- Stainless steel insert optional as an alternative to filling the lid with carpet. To fit the stainless steel insert on to the lid, use the double side tape supplied


Installation




1-Determine floor box location and then fasten with bolts and nuts.




2-Peel off the pre-punched knock-outs at the side blank plate before laying the ductings




3-Fasten the side blank plate.



4-Lay the steel mesh at the blank.




5-Screeding.




6-After screeding has cured, use hammer to knock and loosen the disposable lid before hooking it out.

Service Box Installation Guide



7.1- Install accessoire plates.




8.1 -Mount trap frames and trap cover.



9- Finished floor with carpet

Junction Box Installation Guide

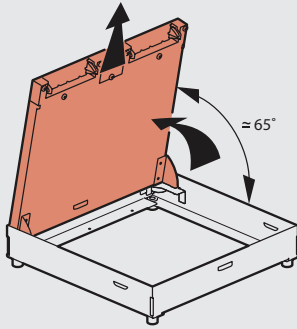


7.2- Mount the trap frame and trap cover.

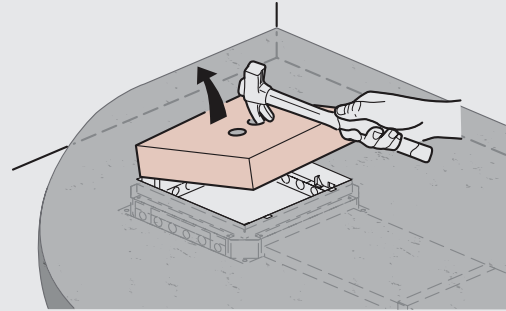


8.2 -Finished floor with carpet

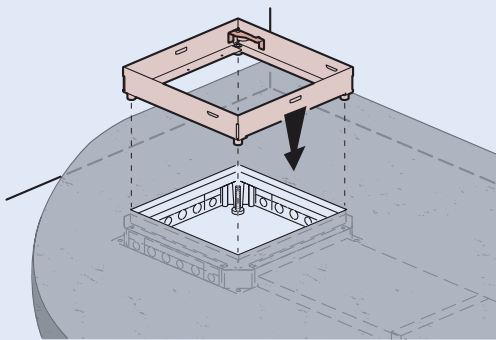
Floor Boxes for Tiles / Marble for Screed Floor



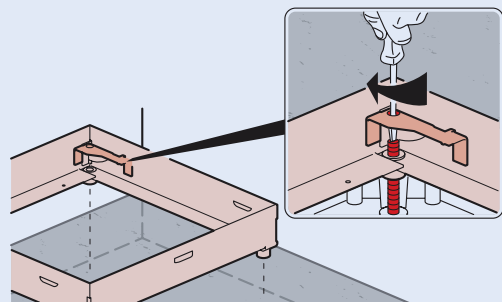
1-To remove the lid from the trim, hold it under an angle of approximately 65° and pull it out



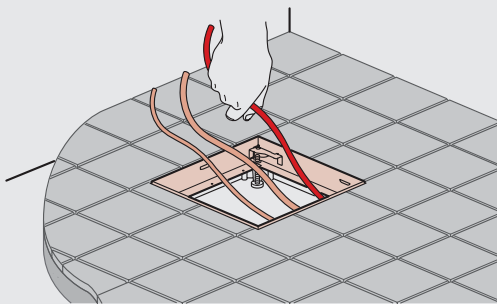
2-Remove site cover protection from backbox



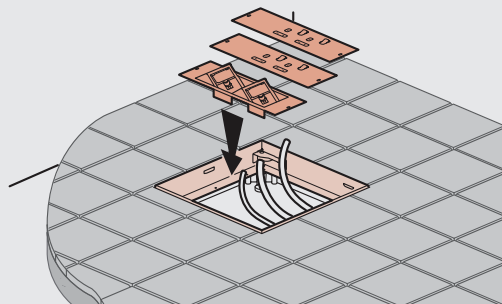
3-Place the trim onto the threaded rods



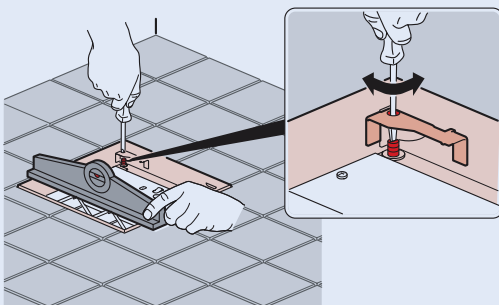
4-Make a rough adjustment to finished floor level by turning threaded rods in each corner with a screw driver



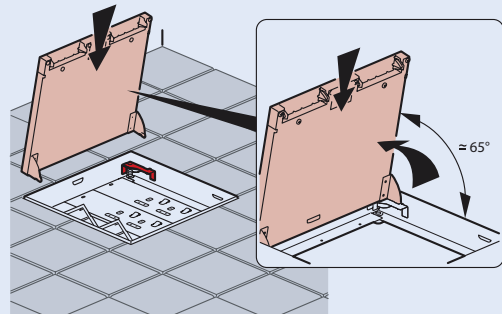
5-Cable the system




6-Tiling should be carried out at this stage



7- Make final adjustment to finished floor level by turning threaded rods in each corner with a screw driver



8- Push the lid back in place by holding it under an angle of approximately 65°



www.sfsp-ikk.com



LOCATIONS

OUTLETS

FACTORIES



Specialized Factory
for Steel Products Co. Ltd
www.sfsp-ikk.com

SFSP - KSA

sfsp.jeddah@ikkgroup.com

SFSP / Kingdom of Saudi Arabia
Specialized Factory for Steel
Products - 3rd Industrial City / Jeddah
Tel: +966 12 637 4482
Fax: +966 12 636 1963

Sale Distributors

Kingdom Of Saudi Arabia
Unitech.ksa@ikkgroup.com

Jeddah

Tel : +966 12 627 8222
Fax: +966 12 627 8722

Jeddah - Ghurab Showroom

Tel : +966 12 667 2000
Fax: +966 12 661 4306

Makkah, Taif

Tel : +966 12 541 1206
Fax: +966 12 532 1675

Riyadh North

Tel : +966 11 415 5465
Fax: +966 11 456 6627

Riyadh South

Tel : +966 11 448 0112
Fax: +966 11 447 7421

Riyadh - West

Tel : +966 11 431 6271
Fax: +966 11 431 7642

Qassim / Buraidah

Tel : +966 16 382 3946
Fax: +966 16 385 2186

Qassim Showroom

Tel : +966 16 385 2598
Fax: +966 16 385 4262

Hafr el Batin

Tel : +966 13 729 3644
Fax: +966 13 729 3644

Hail

Tel : +966 16 543 3931
Fax: +966 16 543 3935

Skakah / Qurayyat

Tel : +966 14 626 3904
Fax: +966 14 626 3905

Tabuk

Tel : +966 14 423 5203
Fax: +966 14 423 5203

Khamis Mushayt

Tel : +966 17 237 5929
Fax: +966 17 237 8783

Najran

Tel : +966 17 546 3873
Fax : +966 17 546 3873

Sharorah

Tel : +966 17 532 8153
Fax: +966 17 532 8153

Al-Baha

Tel : +966 17 237 5929
Fax: +966 17 237 8783

Gizan

Tel : +966 17 321 6660
Fax: +966 17 321 0665

Al Qunfudah

Tel : +966 17 7350 266
Fax: +966 17 7350 266

Mad inah

Tel : +966 14 842 1095
Fax: +966 14 842 1090

Mad inah Showroom - UPF

Tel : +966 14 834 6244
Fax: +966 14 834 5082

Yanbu

Tel : +966 14 390 1499
Fax: +966 14 322 7101

Dammam

Tel : +966 13 859 0097
Fax: +966 13 857 8177

Dammam / Showroom

Tel : +966 13 834 9300
Fax: +966 13 834 9457

Jubail

Tel : +966 13 361 4390
Fax: +966 13 362 4499

Hufuf

Tel : +966 13 530 1474
Fax: +966 13 530 7144

Hufuf / Showroom

Tel : +966 13 586 9732
Fax: +966 13 530 7144

SFSP / UAE

sfsp.dic@ikkgroup.com

SIGMA Factory for Steel Products
- DIC (Dubai Industrial City)
Tel : +971 4 429 7024
Fax: +971 4 429 7028

SFSP / Egypt

sfsp.cairo@ikkgroup.com

Specialized Factory for Steel Products
Lot No. 235 A- 3rd industrial zone 2nd
service road 6th of October City Giza
Tel : +20 2 3820 6477
Fax: +20 2 3820 6036

SFSP / Lebanon

sfsp.lebanon@ikkgroup.com

Specialized Factory for Steel
Products / s.a.r.l
Tanayel, Bekaa
Tel: +961 8 514 290
Fax: +961 8 514 291

Bahrain

Unitech.bahrain@ikkgroup.com

Manama / Bahrain
Tel : +973 17 874 897
Fax: +973 17 789 470

Kuwait

Unitech.kuwait@ikkgroup.com

Kuwait City / Kuwait
Tel : +965 2 4924 937
Fax: +965 2 4924 938

United Arab Emirates

Dubai - Al Rashidiyah / UAE
Unitech.uae@ikkgroup.com

Tel : +971 4 2591 773
Fax : +971 4 2591 774

Abu Dhabi - Musaffah / UAE
Unitech.auh@ikkgroup.com
Tel: +971 2 552 3393
Fax: +971 2 552 5499

Al Ain / UAE

Unitech.alain@ikkgroup.com
Tel : +971 3 761 9050
Fax: +971 3 761 9051

Qatar

Doha / Qatar
Unitech.qatar@ikkgroup.com

Tel : +974 4451 3301/2/3
Fax: +974 4451 3305

Lebanon

Unitech.lebanon@ikkgroup.com

Beirut / Lebanon
Tel : +961 1 858 277
Fax: +961 1 858 276

Oman

Unitech.oman@ikkgroup.com

Muscat / Oman
Tel : +968 24 591 006
Fax : +968 24 597 006

Jordan

Unitech.jordan@ikkgroup.com

Amman / Jordan
Tel : +962 6 556 3030
Fax: +962 6 554 7911

Aqaba

Tel : +962 6 556 3030
Fax: +962 6 554 7911

Egypt

Unitech.egypt@ikkgroup.com

Cairo 6th of October City / Egypt
Tel : +20 2 3820 6477
Fax: +20 2 3820 6036

DESIGN, LOGISTICS, MATERIALS, MEDIA, R&D

Germany

Unitech.germany@ikkgroup.
Stuttgart
Tel : +49 711 6868 7222
Fax: +49 711 6868 7223

Lebanon

multi-d@ikkgroup.com
Multi-D Beirut
Tel : +961 1 841 155
Fax: +961 1 841 156

SFSP makes every effort to maintain the accuracy and quality of the information provided in this Catalogue.

However, SFSP cannot guarantee and assumes legal liability or responsibility for the accuracy or completeness of the information provided.

Whilst every care has been exercised in the preparation of this catalogue to ensure that any advice, recommendations or information is accurate, no liability or responsibility of any kind is accepted.

Project working details should be entrusted to appropriately qualified and experienced persons, case by case.

With a policy of continuous product development, SFSP may modify product design and specification without due notice.

In case of any questions or remarks, feel free to contact the R&D Department.

DISTRIBUTED BY:



www.sfsp-ikk.com